

Implementation of Electronic Accreditation ID of PhilHealth Accredited Health Care Professionals

In line with PhilHealth Circular (PC) 2023-0024¹, the Corporation shall no longer issue PVC cards for accredited health care professionals (HCPs) as soon as the implementation of the electronic accreditation ID is in full swing. Existing PVC IDs are still valid until their expiry. Hence, all accredited HCPs are advised to access and register in the Health Care Professional Portal (HCP Portal) to generate their own electronic IDs.

The process of registering in the HCP Portal and electronic ID generation is outlined in the annex of this Advisory.

For HCPs who will encounter any error during the registration process, a screenshot of the error may be sent to **accresup.hcpsid@gmail.com** to get assistance in the generation of the electronic ID.

All health facilities (HFs) may validate the authenticity of the electronic IDs of their affiliated HCPs by scanning the QR codes in the IDs. Doing so shall direct them to a PhilHealth URL validating the HCP's accreditation status. In addition, the HFs may refer to the updated list of accredited HCPs posted in the PhilHealth website monthly.

For further inquiries, kindly reach us through your respective PhilHealth Regional Offices or the following designated communication channels²:

Hotline : (02) 866 225 88
"Click-to-Call" : Visit **<https://www.philhealth.gov.ph>** and click the corresponding icon.
Mobile Hotline : (Smart) 0998-857-2957; 0968-865-4670
(Globe) 0917-127-5987; 0917-110-9812
Email : **actioncenter@philhealth.gov.ph**
Facebook : **<https://www.facebook.com/PhilHealthofficial>**
X (formerly Twitter) : @teamphilhealth

Thank you.




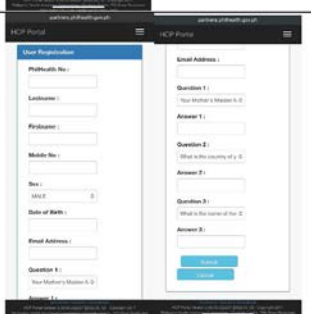
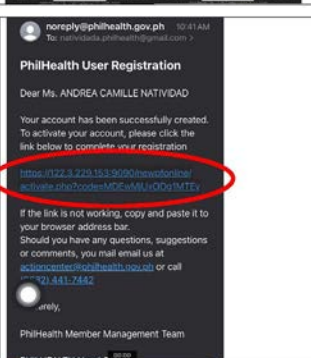
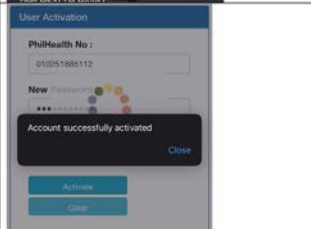
(Sgd.) EMMANUEL R. LEDESMA, JR.
President and Chief Executive Officer

Date signed: August 13, 2024


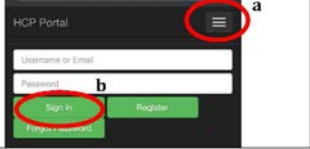
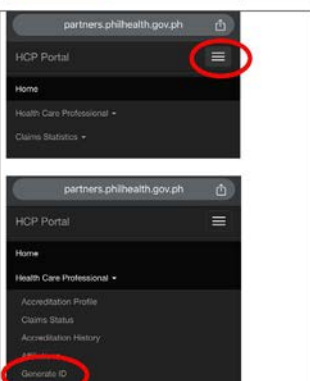

¹ PC 2023-0024: Accreditation of Health Care Professionals (Revision 1)

² PhilHealth Advisory No. 2024-0003: 24/7 Contact Center Services

ANNEX A**A. HCP Portal Registration**

| | |
|---|---|
| 1. Access the portal thru mobile device or computer via this URL https://partners.philhealth.gov.ph/portal |  |
| 2. For HCPs that are not yet registered in the Online Member Inquiry, register to the HCP Portal by doing the following: a. Access the menu by clicking/tapping on the three bar on the upper right portion of the screen b. Click the Register button. |  |
| c. Read, review and accept the Terms and Conditions. |  |
| d. Input the details requested in the User Registration page. c.1. The PhilHealth No. refers to the PhilHealth Identification Number (PIN). c.2. The HCPProf shall indicate his/her email address as the nominated email address. This shall be used as the username in logging in to the HCP Portal. The activation link will also be sent in this email address, so the HCPProf should have access to this email address. |  |
| e. Click the activation link sent to the email address. |  |
| f. On the User Activation Page, input the PIN and set the password to log into the portal. Please remember the password used. This shall be used in succeeding transactions. |  |

B. Electronic ID Generation

| | |
|---|---|
| 1. Access the portal thru mobile device or computer via this URL https://partners.philhealth.gov.ph/portal |  |
| 2. Log in using the nominated email address and password. a. Access the menu by clicking/tapping on the three bar on the upper right portion of the screen b. Click the Sign in button. |  |
| 3. Under the Health Care Professional menu, click the Generate ID option. |  |
| 4. Download the ID generated, or click Show PDF to view the actual electronic ID. The electronic ID may be saved in the HCPProf's smart phones. |  |