

ANNEX B
GOVERNMENT PROCUREMENT POLICY BOARD
CONSOLIDATED PROCUREMENT MONITORING REPORT
(Page 1 of 2)

Name of Agency: Philhealth Regional Office - CAR

Period Covered: CY 2017

	Total Amount of Approved APP	Total Number of Procurement Activities	No. of Contracts Awarded	Total Amount of Contracts Awarded	No. of Failed Biddings	Total No. of Entities who Acquired Bid Docs	Total No. of Bidders who Submitted Bids	Total No. of Bidders who passed Eligibility Stage	No. of Bid Opportunities Posted at PhilGEPS	No. of Contract Award Posted at PhilGEPS
Column 1	Column 2	Column 3	Column 4	Column 5	Column 6	Column 7	Column 8	Column 9	Column 10	Column 11
1. Public Bidding*										
1.1. Goods	11,396,968.99	17	6	10,685,680.40	0	12	11	6	6	6
1.2. Works	0.00	0	0	0.00	0	0	0	0	0	0
1.3. Consulting Services	0.00	0	0	0.00	0	0	0	0	0	0
Sub-Total	11,396,968.99	17	6	10,685,680.40	0	12	11	6	6	6
2. Alternative Modes										
2.1.1 Shopping (52.1 b above 50K)	2,592,308.72	5	5	1,929,748.11					1	4
2.1.2 Shopping (Others)	0.00	0	0	0.00						
2.2. Direct Contracting	0.00	0	0	0.00						
2.3. Repeat Order	0.00	0	0	0.00						
2.4. Limited Source Bidding	0.00	0	0	0.00					0	0
2.5.1 Negotiation (Common-Use Supplies)	5,372,290.03	5	5	121,069.37						
2.5.2 Negotiation (TFB 53.1)	0.00	0	0	0.00					0	0
2.5.3 Negotiation (SVP 53.9 above 50K)	4,400,648.55	17	17	3,392,565.53					2	4
2.5.4 Negotiation (Others)	92,319,311.81	96	96	74,198,332.86						
Sub-Total	104,684,559.11	123	123	79,641,715.87					3	8
3. Foreign Funded Procurement**										
3.1. Publicly-Bid	0.00	0	0	0.00		0	0	0		
3.2. Alternative Modes	0.00	0	0	0.00		0	0	0		
Sub-Total	0.00	0	0	0.00						
4. Others, specify:	20,126,061.39	2	2	19,550,755.95						
TOTAL	136,207,589.49	142	131	109,878,152.22						

* Should include foreign-funded publicly-bid projects per procurement type

** All procurement using Foreign Funds excluding National Competitive Bidding (NCB) contracts; conversion to peso will be at BSP rates at the time the bids/quotations were submitted

VERIFY:

1. Security and Janitorial Amount if contract was executed in 2017. Add to amount of contracts awarded.
2. Check ABC of 1 Lot Toners. Add to Total Amount of Approved APP.

0.363636364

2.1.2

2.5.2

ANNEX B
GOVERNMENT PROCUREMENT POLICY BOARD
CONSOLIDATED PROCUREMENT MONITORING REPORT
(Page 2 of 2)


Name of Agency: Philhealth Regional Office - CAR

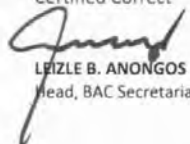
Period Covered: CY 2017

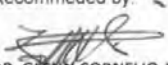
	Total No. Of Contracts that incurred negative slippage	Total No. of contracts with amendments to order or variation orders	Ave. No. of Days for Approval of Resolution/Issuance of Notice of Award	No. of Contracts with Observers Attending	No. of Contracts with COA Observers Attending	Ave. No. of Days to Resolve Requests for Reconsiderations / Protests	No. of Contracts Awarded within prescribed timeframes
	Column 12	Column 13	Column 14	Column 15	Column 16	Column 17	Column 18
1. Public Bidding*							
1.1. Goods	0	0	3	0	2	8	6
1.2. Works	0	0	0	0	0	0	0
1.3. Consulting Services	0	0	0	0	0	0	0
Sub-Total	0	0	N/A	0	2	3	6
2. Alternative Modes							
2.1.1 Shopping (52.1 b above 50K)							
2.1.2 Shopping (Others)							
2.2. Direct Contracting							
2.3. Repeat Order							
2.4. Limited Source Bidding							
2.5.1 Negotiation (Common-Use Supplies)							
2.5.2 Negotiation (TFB 53.1)							
2.5.3 Negotiation (SVP 53.9 above 50K)							
2.5.4 Negotiation (Others)							
Sub-Total							
3. Foreign Funded Procurement**							
3.1. Publicly-Bid							
3.2. Alternative Modes							
Sub-Total							
4. Others, specify:							
TOTAL							


* Should include foreign-funded publicly-bid projects per procurement type


** All procurement using Foreign Funds excluding National Competitive Bidding (NCB) contracts; conversion to peso will be at BSP rates at the time the bids/quotations were submitted


Prepared By:

SHERWIN R. TORRELIZA
Member, BAC Secretariat

Certified Correct

LEIZLE B. ANONGOS
Head, BAC Secretariat

Recommended by:

DR. GLENN CORNELIO A. LAMIS
Vice Chairperson, BAC


JEMENA C. GARDUQUE
Head, General Services Unit


IMELDA CRISTETA D. VILLAMAR
Division Chief, MSD

Approved by:

ATTY. JERRY F. IBAY
Regional Vice President

ANNEX A
GOVERNMENT PROCUREMENT POLICY BOARD
Agency Procurement Compliance and Performance Indicator (APCPI) Self-Assessment Form

Name of Agency: PhilHealth Regional Office-Cordillera Administrative Region
 Date of Self Assessment: August 24, 2018

Name of Evaluator: GLENN CORNELIO A. LAMSIS, M.D.
 Position: Division Chief/Chairperson, Bids and Awards Committee

No.	Assessment Conditions	Agency Score	APCPI Rating*	Comments/Findings to the Indicators and Subindicators	Supporting Information/Documentation (Not to be included in the Evaluation)
PILLAR I. COMPLIANCE WITH LEGISLATIVE AND REGULATORY FRAMEWORK					
Indicator 1. Competitive Bidding as Default Procurement Method					
1	(a) Percentage of public bidding contracts in terms of amount of total procurement	9.73%	0.00	Bulk of the total procurement were reported under "Others" in the CPMR because these were projects undertaken in the previous years through Multiyear Contracts. Further, most of the procurement conducted through public bidding were not completed within the year since purchase requests and other relevant documents were only submitted by the endusers to the BAC towards the last quarter of the year. These projects were subsequently completed this year, CY 2017.	PMRs
2	(b) Percentage of public bidding contracts in terms of volume of total procurement	4.58%	0.00	Bulk of the total procurement were reported under "Others" in the CPMR because these were projects undertaken in the previous years through Multiyear Contracts. Further, most of the procurement conducted through public bidding were not completed within the year since purchase requests and other relevant documents were only submitted by the endusers to the BAC towards the last quarter of the year. These projects were subsequently completed this year, CY 2017.	PMRs
Indicator 2. Limited Use of Alternative Methods of Procurement					
3	(a) Percentage of Shopping contracts in terms of amount of total procurement	1.76%	3.00		PMRs
4	(b) Percentage of Negotiated Procurement in terms of amount of total procurement	70.73%	0.00	For purposes of efficiency, goods and services which may fall under the items to be procured through negotiated procurement were procured accordingly in reference to RA 9184.	PMRs
5	(c) Percentage of Direct Contracting in terms of amount of total procurement	0.00%	3.00		PMRs
6	(d) Percentage of Repeat Order contracts in terms of amount of total procurement	0.00%	3.00		PMRs
7	(e) Percentage of Limited Source contracts in terms of amount of total procurement	0.00%	3.00		PMRs
8	(f) Preparation of Annual Procurement Plan for Common-Use Supplies and Equipment (APP-CSE) and Procurement of Common-Use Supplies and Equipment from the Procurement Service	Compliant	3.00		APP, APP-CSE, PMR
Indicator 3. Competitiveness of the Bidding Process					
9	(a) Average number of entities who acquired bidding documents	0.71	0.00	There were projects which were advertised but unfortunately no bidders acquired bidding documents.	Agency records and/or PhilGEPS records
10	(b) Average number of bidders who submitted bids	0.65	0.00		Abstract of Bids or other agency records
11	(c) Average number of bidders who passed eligibility stage	0.35	0.00		Abstract of Bids or other agency records
12	(d) Sufficient period to prepare bids	Fully Compliant	3.00		Agency records and/or PhilGEPS records
		Average 1	1.50		
PILLAR II. AGENCY INSTITUTIONAL FRAMEWORK AND MANAGEMENT CAPACITY					
Indicator 4. Presence of Procurement Organizations					
13	(a) Creation of Bids and Awards Committee(s)	Fully Compliant	3.00		Verify copy of Order creating BAC; Organizational Chart; and Certification of Training

GOVERNMENT PROCUREMENT POLICY BOARD
Agency Procurement Compliance and Performance Indicator (APCPI) Self-Assessment Form

Name of Agency: PhilHealth Regional Office-Cordillera Administrative Region
 Date of Self Assessment: August 24, 2018

Name of Evaluator: GLENN CORNELIO A. LAMSIS, M.D.
 Position: Division Chief/Chairperson, Bids and Awards Committee

No.	Assessment Conditions	Agency Score	APCPI Rating*	Comments/Findings to the Indicators and Subindicators	Supporting Information/Documentation (Not to be included in the Evaluation)
14	(b) Creation of a BAC Secretariat or Procurement Unit	Fully Compliant	3.00		Verify copy of Order creating BAC Secretariat; Organizational Chart; and Certification of Training
Indicator 5. Procurement Planning and Implementation					
15	(a) APP is prepared for all types of procurement	Compliant	3.00		Copy of APP and its supplements (if any)
Indicator 6. Use of Philippine Government Electronic Procurement System (PhilGEPS)					
16	(a) Percentage of bid opportunities posted by the Phil-GEPS-registered Agency	23.08%	0.00	Many of the bid opportunities were not posted because the ABC is below the threshold.	Agency records and/or PhilGEPS records
17	(b) Percentage of contract award information posted by the Phil-GEPS-registered Agency	100.00%	3.00		Agency records and/or PhilGEPS records
18	(c) Percentage of contract awards procured through alternative methods posted by the Phil-GEPS-registered Agency	36.36%	1.00		Agency records and/or PhilGEPS records
Indicator 7. System for Disseminating and Monitoring Procurement Information					
19	(a) Presence of website that provides up-to-date procurement information easily accessible at no cost	Fully Compliant	3.00		Identify specific procurement-related portion in the agency website and specific website links
20	(b) Preparation of Procurement Monitoring Reports using the prescribed format, prompt submission to GPPB, and posting in agency website	Fully Compliant	3.00		Copy of PMR and received copy that it was submitted to GPPB
		Average II	2.38		
PILLAR III. PROCUREMENT OPERATIONS AND MARKET PRACTICES					
Indicator 8. Efficiency of Procurement Processes					
21	(a) Percentage of total amount of contracts awarded against total amount of approved APPs	80.67%	3.00	There were procurement projects which were not awarded within the year and were treated as continuing appropriations and projects awarded only the following year.	APP (including Supplemental amendments, if any) and PMRs
22	(b) Percentage of total number of contracts awarded against total number of procurement activities done through public bidding	35.29%	0.00	Bulk of the total procurement were reported under "Others" in the CPMR because these were projects undertaken in the previous years through Multiyear Contracts. Further, most of the procurement conducted through public bidding were not completed within the year since purchase requests and other relevant documents were only submitted by the endusers to the BAC towards the last quarter of the year. These projects were subsequently completed this year, CY 2017.	APP (including Supplemental amendments, if any) and PMRs
23	(c) Percentage of failed biddings and total number of procurement activities conducted	0.00%	3.00		APP (including Supplemental Amendments, if any) and PMRs
Indicator 9. Compliance with Procurement Timeframes					
24	(a) Percentage of contracts awarded within prescribed procurement time frames to procure goods as indicated in Annex "C" of the IRR	100.00%	3.00		PMRs
25	(b) Percentage of contracts awarded within prescribed procurement time frames to procure infrastructure projects as indicated in Annex "C" of the IRR	n/a	n/a		PMRs
26	(c) Percentage of contracts awarded within prescribed procurement time frames to procure consulting services as indicated in Annex "C" of the IRR	n/a	n/a		PMRs
Indicator 10. Capacity Building for Government Personnel and Private Sector Participants					
27	(a) There is a system within the procuring entity to evaluate the performance of procurement personnel	Fully Compliant	3.00		Ask BAC Secretariat Head, verify Office Orders on training of Procurement Staff
28	(b) Percentage of participation of procurement staff in annual procurement training	Between 91.00-100%	3.00		Ask for copies of Office Orders, training modules, list of participants, schedules of actual training conducted
29	(c) Agency has activities to inform and update entities on public procurement	Compliant	3.00		Ask for copies of documentation of activities for bidders

GOVERNMENT PROCUREMENT POLICY BOARD
Agency Procurement Compliance and Performance Indicator (APCPI) Self-Assessment Form

Name of Agency: PhilHealth Regional Office-Cordillera Administrative Region
 Date of Self Assessment: August 24, 2018

Name of Evaluator: GLENN CORNELIO A. LAMSIS, M.D.
 Position: Division Chief/Chairperson, Bids and Awards Committee

No.	Assessment Conditions	Agency Score	APCPI Rating*	Comments/Findings to the Indicators and Subindicators	Supporting Information/Documentation (Not to be Included in the Evaluation)
Indicator 11. Management of Procurement and Contract Management Records					
30	(a) The BAC Secretariat has a system for keeping and maintaining procurement records	Fully Compliant	3.00		Verify actual procurement records and time it took to retrieve records (should be no more than two hours) Refer to Section 4.1 of User's Manual for list of procurement-related documents for record-keeping and maintenance.
31	(b) Implementing Unit has and is implementing a system for keeping and maintaining contract management records	Fully Compliant	3.00		Verify actual contract management records and time it took to retrieve records should be no more than two hours
Indicator 12. Contract Management Procedures					
32	(a) Agency has well defined procedures and standards for quality control, acceptance and inspection, supervision of works and evaluation of contractors' performance	Fully Compliant	3.00		Verify copies of written procedures for quality control, acceptance and inspection; CPES evaluation forms
33	(b) Agency complies with the thresholds prescribed for amendment to order, variation orders, advance payment, and slippage in publicly bid contracts.	Fully Compliant	3.00		Specific procurement contract with amendment to order, variation order or with negative slippage
34	(c) Timely payment of procurement contracts	On or before 30 days	3.00		Ask Finance or Accounting Head of Agency for average period for the release of payments for procurement contracts
		Average III	2.75		
PILLAR IV. INTEGRITY AND TRANSPARENCY OF AGENCY PROCUREMENT SYSTEM					
Indicator 13. Observer Participation in Public Bidding					
35	(a) Observers are invited to all stages of every public bidding activity	Compliant	3.00		Verify copies of Invitation Letters to CSOs and professional associations and COA (List and average number of CSOs and PAs invited shall be noted.)
36	(b) Attendance of Observers in public bidding activities	0.00%	0.00		PMRs and Abstract of Bids
Indicator 14. Internal and External Audit of Procurement Activities					
37	(a) Creation and operation of Internal audit unit as prescribed by DBM (Circular Letter No. 2008-5, April 14, 2008)	Fully Compliant	3.00		Verify copy of Order or show actual organizational chart showing IAU, audit reports, action plans and IAU recommendations
38	(b) Agency Action on Prior Year's Audit Recommendations (APYAR) on procurement related transactions	Above 90-100% compliance	3.00		Verify COA Annual Audit Report on Action on Prior Year's Audit Recommendations
Indicator 15. Capacity to Handle Procurement Related Complaints					
39	(a) The Procuring Entity has an efficient procurement complaints system and has the capacity to comply with procedural requirements	Fully Compliant	3.00		Verify copies of BAC resolutions on Motion for Reconsiderations, Protests and Complaints; Office Orders adopting measures to address procurement-related complaints
Indicator 16. Anti-Corruption Programs Related to Procurement					
40	(a) Agency has a specific anti-corruption program/s related to procurement	Fully Compliant	3.00		Verify documentation of anti-corruption program
		Average IV	2.50		
GRAND TOTAL (Average I + Average II + Average III + Average IV / 4)			2.28		

* APCPI Rating is based on the APCPI Rating System found in Annex C of the User's Guide. Please use this rating system for the self-assessment. After completing the assessment, identify those indicators with ratings of between 0 to 2 and formulate a procurement capacity development plan called the APCPI Action Plan based on the attached format and submit to GPPB for monitoring.

* For sub-indicators that are not applicable to your specific agency, please write the word Not Applicable in the second column and do not put a rating

Summary of APCPI Scores by Pillar

APCPI Pillars	Ideal Rating	Agency Rating
Pillar I: Compliance with Legislative and Regulatory Framework	3.0000	1.50
Pillar II: Agency Institutional Framework and Management Capacity	3.0000	2.38

GOVERNMENT PROCUREMENT POLICY BOARD
Agency Procurement Compliance and Performance Indicator (APCPI) Self-Assessment Form

Name of Agency: PhilHealth Regional Office-Cordillera Administrative Region
 Date of Self Assessment: August 24, 2018

Name of Evaluator: GLENN CORNELIO A. LAMSIS, M.D.
 Position: Division Chief/Chairperson, Bids and Awards Committee

No.	Assessment Conditions	Agency Score	APCPI Rating*	Comments/Findings to the Indicators and SubIndicators	Supporting Information/Documentation (Not to be Included in the Evaluation)
	Pillar III: Procurement Operations and Market Practices	3.0000	2.75		
	Pillar IV. Integrity and Transparency of Agency Procurement Systems	3.0000	2.50		
	Total (Pillar I+Pillar II+Pillar III+ PillarIV)/4	3.0000	2.28		