




PHILIPPINE HEALTH INSURANCE CORPORATION
STATEMENTS OF FINANCIAL POSITION

As at September 30, 2017 and 2016
(In Philippine Peso)



	Notes	2017	2016	Increase / (Decrease) Current vs Prior Year
ASSETS				
Current Assets				
Cash	5	24,425,532,952.82	39,598,834,432.14	(15,173,301,479.32)
Premium Receivables	6	45,152,887,782.19	29,783,781,981.57	15,369,105,800.62
Other Current Assets	7	1,017,558,653.13	1,004,555,180.14	13,003,472.99
Total Current Assets		70,595,979,388.14	70,387,171,593.85	208,807,794.29
Non-current Assets				
Available for Sale Investments	8	-	1,050,876,407.40	(1,050,876,407.40)
Held to Maturity Investments	9	100,858,076,972.36	94,781,864,453.72	6,076,212,518.64
Property & Equipment - net	10	2,067,891,117.63	1,848,399,274.48	219,491,843.15
Intangible Assets - net	11	329,422,746.80	272,172,011.45	57,250,735.35
Other Assets - net	12	443,063,554.88	1,491,199,295.12	(1,048,135,740.24)
Total Non-current Assets		103,698,454,391.67	99,444,511,442.17	4,253,942,949.50
TOTAL ASSETS		174,294,433,779.81	169,831,683,036.02	4,462,750,743.79
LIABILITIES AND EQUITY				
Liabilities				
Current Liabilities				
Benefit Claims Payables	13	33,020,121,968.38	28,774,971,686.75	4,245,150,281.63
Other Payables	14	1,831,508,375.87	1,688,504,798.96	143,003,576.91
Total Current Liabilities		34,851,630,344.25	30,463,476,485.71	4,388,153,858.54
Non-current Liability				
Other Deferred Credits	15	6,949,083,023.00	9,887,066,322.08	(2,937,983,299.08)
Insurance Liability for Lifetime Members	16	22,123,933,673.00	-	22,123,933,673.00
Total Non-current Liabilities		29,073,016,696.00	9,887,066,322.08	19,185,950,373.92
Total Liabilities		63,924,647,040.25	40,350,542,807.79	23,574,104,232.46
Equity				
Members' Equity	17	110,369,786,739.56	129,481,140,228.23	(19,111,353,488.67)
Total Members' Equity		110,369,786,739.56	129,481,140,228.23	(19,111,353,488.67)
TOTAL LIABILITIES AND EQUITY		174,294,433,779.81	169,831,683,036.02	4,462,750,743.79

Prepared by:


JUVY D. BALOLONG
Chief, Accounting & Internal Control Division

Certified Correct:


MARIA ELENA Y. HERRERA
OIC-Comptrollership Department

Approved by:


GREGORIO C. RULLODA
OIC-SVP & Chief Finance Executive
Fund Management Sector



**PHILIPPINE HEALTH INSURANCE CORPORATION
STATEMENTS OF INCOME**

For the Period Ended September 30, 2017 and 2016
(In Philippine Peso)



	Notes	2017	2016	Increase / (Decrease) Current vs Prior Year
TOTAL PREMIUM CONTRIBUTIONS	18	82,283,752,238.20	77,897,896,494.36	4,385,855,743.84
Less: Benefit Claims Expenses	20	77,961,778,761.69	74,903,646,429.92	3,058,132,331.77
GROSS MARGIN FROM OPERATIONS		4,321,973,476.51	2,994,250,064.44	1,327,723,412.07
Less: Operating Expenses				
Personal Services	21	2,940,308,140.00	3,861,119,482.98	(920,811,342.98)
Other Operating Expenses	22	1,269,691,786.33	1,094,732,118.54	174,959,667.79
Total Operating Expenses		4,209,999,926.33	4,955,851,601.52	(745,851,675.19)
NET OPERATING INCOME (LOSS)		111,973,550.18	(1,961,601,537.08)	2,073,575,087.26
Add: Interest and Other Income	19	4,311,520,032.11	4,349,346,071.54	(37,826,039.43)
NET INCOME (LOSS)		4,423,493,582.29	2,387,744,534.46	2,035,749,047.83

Prepared by:

Juvy D. Balolong
JUVY D. BALOLONG
Chief, Accounting & Internal Control Division

Certified Correct:

Maria Elena Y. Herrera
MARIA ELENA Y. HERRERA
OIC- Comptrollership Department

Approved by:

Gregorio C. Rulloda
GREGORIO C. RULLODA
OIC-SVP & Chief Finance Executive
Fund Management Sector




PHILIPPINE HEALTH INSURANCE CORPORATION
STATEMENTS OF COMPREHENSIVE INCOME

For the Period Ended September 30, 2017 and 2016
(In Philippine Peso)



	Note	2017	2016	Increase / (Decrease) Current vs Prior Year
NET INCOME (LOSS)		4,423,493,582.29	2,387,744,534.46	2,035,749,047.83
OTHER COMPREHENSIVE INCOME THAT WILL BE RECLASSIFIED TO PROFIT OR LOSS				
Unrealized Profit (Loss) on Available for Sale Investments	17.3	-	71,786,753.15	(71,786,753.15)
TOTAL COMPREHENSIVE INCOME (LOSS)		4,423,493,582.29	2,459,531,287.61	1,963,962,294.68


Prepared by:


JUVY D. BALOLONG
Chief, Accounting & Internal Control Division

Certified Correct:


MARIA ELENA Y. HERRERA
OIC- Comptrollership Department

Approved by:


GREGORIO C. RULLODA
OIC-SVP & Chief Finance Executive
Fund Management Sector




**PHILIPPINE HEALTH INSURANCE CORPORATION
STATEMENTS OF CHANGES IN EQUITY**

For the Period Ended September 30, 2017 and 2016
(In Philippine Peso)



	Notes	2017	2016	Increase / (Decrease) Current vs Prior Year
RESERVE FUND	17			
Reserve at beginning of year		107,226,377,457.18	131,923,197,012.13	(24,696,819,554.95)
Surplus transferred to Reserve		3,141,952,533.41	(2,494,389,940.27)	2,494,389,940.27
Reserve Fund at September 30		110,368,329,990.59	129,428,807,071.86	(22,202,429,614.68)
SURPLUS	17			
Surplus at beginning of year		1,456,748.97	1,456,748.97	-
Contingent Capital		-	-	-
Net Income (Loss)		4,423,493,582.29	2,387,744,534.46	2,035,749,047.83
Prior Year Adjustment		(1,281,541,048.88)	(4,882,134,474.73)	3,600,593,425.85
Total Surplus		3,143,409,282.38	(2,492,933,191.30)	5,636,342,473.68
Surplus transferred to Reserve		(3,141,952,533.41)	2,494,389,940.27	(5,636,342,473.68)
Surplus at September 30		1,456,748.97	1,456,748.97	-
NET UNREALIZED PROFIT (LOSS) ON AVAILABLE FOR SALE INVESTMENTS	17	-	50,876,407.40	(50,876,407.40)
TOTAL MEMBERS' EQUITY		110,369,786,739.56	129,481,140,228.23	(19,111,353,488.67)

Prepared by:


JUVY D. BALOLONG
Chief, Accounting & Internal Control Division

Certified Correct:


MARIA ELENA Y. HERRERA
OIC- Comptrollership Department

Approved by:


GREGORIO C. RULLODA
OIC-SVP & Chief Finance Executive
Fund Management Sector




PHILIPPINE HEALTH INSURANCE CORPORATION
STATEMENTS OF CASH FLOWS
For the Period Ended September 30, 2017 and 2016
(In Philippine Peso)



	2017	2016	Increase / (Decrease) Current vs Prior Year
CASH FLOWS FROM OPERATING ACTIVITIES			
Premium Contributions	68,178,673,660.83	76,945,065,877.20	(8,766,392,216.37)
Other income	276,906,715.05	378,695,497.21	(101,788,782.16)
Interest received from Investments	5,013,837,601.56	5,250,220,690.04	(236,383,088.48)
Rent	748,746.85	332,698.04	416,048.81
Bank Charges	(350.00)	-	(350.00)
Advances / Refund of Disbursing Officers	36,575.90	(1,241,371.22)	1,277,947.12
Benefit Claims	(74,380,712,026.91)	(74,466,111,115.30)	85,399,088.39
Operating Expenses	(4,474,776,282.86)	(5,550,572,135.66)	1,075,795,852.80
Net Cash Provided by (Used in) Operating Activities	(5,385,285,359.58)	2,556,390,140.31	(7,941,675,499.89)
CASH FLOWS FROM INVESTING ACTIVITIES			
Placement on Bonds	(6,190,786,309.39)	11,701,764,857.11	(17,892,551,166.50)
Matured Bonds	5,399,752,584.42	-	5,399,752,584.42
Externally Managed Fund	1,050,632,248.56	-	1,050,632,248.56
Proceeds from disposal of assets	348,480.50	179,199.81	169,280.69
Equipment purchased	(336,444,024.95)	(361,366,582.14)	24,922,557.19
Net Cash Provided by (Used in) Investing Activities	(76,497,020.86)	11,340,577,474.78	(11,417,074,495.64)
CASH FLOWS FROM FINANCING ACTIVITIES			
Trust Receipts	(48,258,202.25)	105,924,612.31	(154,182,814.56)
Net Cash Provided by (Used in) Financing Activities	(48,258,202.25)	105,924,612.31	(154,182,814.56)
Net Increase (Decrease) in CASH	(5,510,040,582.69)	14,002,892,227.40	(19,512,932,810.09)
CASH at January 01	29,935,544,922.99	25,595,916,777.80	4,339,628,145.19
Gain on Foreign Exchange	28,612.52	25,426.94	3,185.58
CASH at September 30	24,425,532,952.82	39,598,834,432.14	(15,173,301,479.32)

Prepared by:


JUVY D. BALOLONG
Chief, Accounting & Internal Control Division

Certified Correct:


MARIA ELENA Y. HERRERA
OIC- Comptrollership Department

Approved by:


GREGORIO C. RULLODA
OIC-SVP & Chief Finance Executive
Fund Management Sector