

Stats and Charts

2023 (1st Semester)

Registered Members and Dependents

as of June 30, 2023

| Membership Category | Members | Dependents | Beneficiaries (Total) |
|------------------------------|-------------------|-------------------|-----------------------|
| Direct Contributors | 36,287,835 | 29,898,618 | 66,186,453 |
| Employed: Private | 17,576,220 | 12,572,459 | 30,148,679 |
| Employed: Government | 2,900,410 | 4,091,734 | 6,992,144 |
| Informal / Self-Earning | 11,056,419 | 9,652,894 | 20,709,313 |
| OFWs / Migrant Workers | 3,227,609 | 2,405,155 | 5,632,764 |
| Lifetime Members | 1,437,916 | 1,119,605 | 2,557,521 |
| Kasambahay | 74,858 | 47,601 | 122,459 |
| Others* | 14,403 | 9,170 | 23,573 |
| Indirect Contributors | 23,059,807 | 14,580,916 | 37,640,723 |
| Indigents / NHTS-PR** | 12,706,338 | 10,866,420 | 23,572,758 |
| Senior Citizens | 9,420,054 | 2,824,205 | 12,244,259 |
| Sponsored Program | 933,415 | 890,291 | 1,823,706 |
| Total | 59,347,642 | 44,479,534 | 103,827,176 |

Note/s:

* Includes Family Drivers, Filipinos w/ Dual Citizenship, Naturalized Filipino Citizens, PRA Foreign Retirees, Citizens of Other Countries working / residing / studying in the Philippines

** Indigent count of members and dependents are based on DSWD LisTahanan database and are subject for further validation.

- 2023 Projected Population is 112,892,781 updated estimation from the 2015 PopCen by PSA (<https://psa.gov.ph/content/updated-projected-mid-year-population-philippines-2020-2025>).



All Filipinos Covered

Prior to 2019, PhilHealth has primarily reported “coverage rate” or the entitlement of members based on premium payments. But with the signing of the UHC Act (RA11223), all Filipinos are already automatically included under the National Health Insurance Program (NHIP) – making **PhilHealth’s coverage rate at 100%.**

The term “Registered” used here refers to beneficiaries already listed in the PhilHealth database.

PhilHealth Beneficiaries

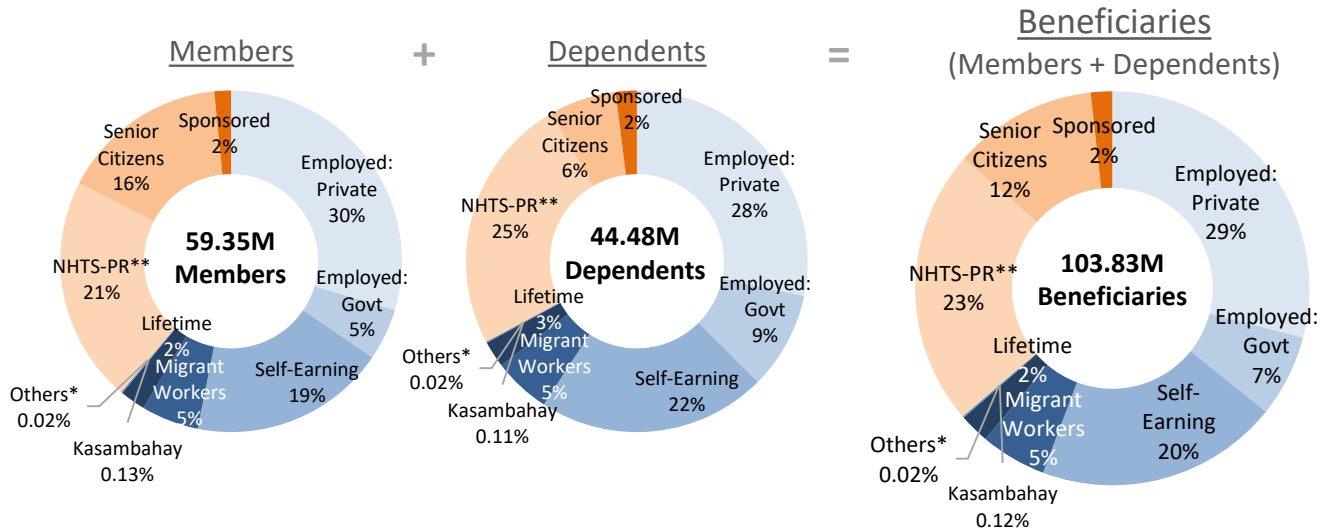
- PhilHealth Beneficiaries are referred to as Members plus their respective qualified Dependents

Members + Dependents = Beneficiaries

Registered Members and Dependents

as of June 30, 2023

Distribution by Members, Dependents & Combined



Note/s:

* Includes Family Drivers, Filipinos w/ Dual Citizenship, Naturalized Filipino Citizens, PRA Foreign Retirees, Citizens of Other Countries working / residing / studying in the Philippines

** Indigent count of members and dependents are based on DSWD LisTahanan database and are subject for further validation.

BLUE Shade: Direct Contributors

ORANGE Shade: Indirect Contributors



Dependents:

- Legal spouse/s who is/are not an active member;
- Unmarried and unemployed legitimate, illegitimate children, and legally adopted or stepchildren below 21 years of age;
- Foster children as defined in Republic Act 10165 (Foster Care Act of 2012); and
- Parents who are 60 years old and above, not otherwise an enrolled member.

Important:

- Qualified dependents shall be declared by the principal member. Their names shall be listed under the principal member's Member Data Record (MDR) to ensure hassle-free benefit availment.

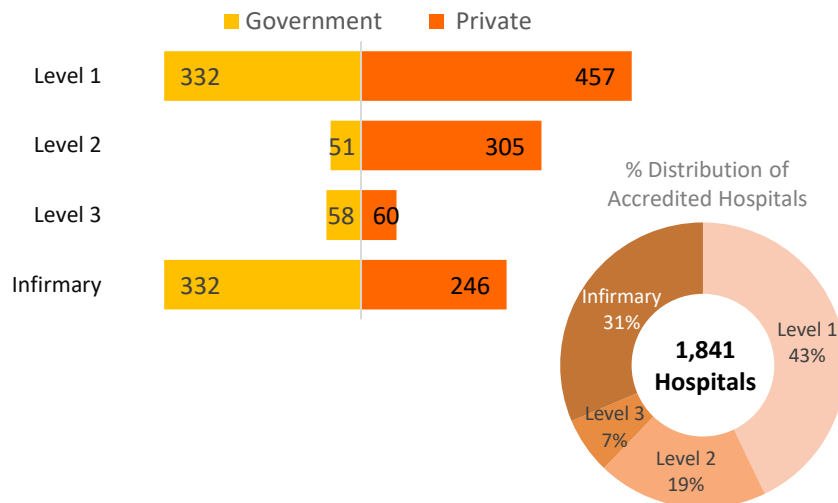
Accreditation

Health Care Providers - Institutions

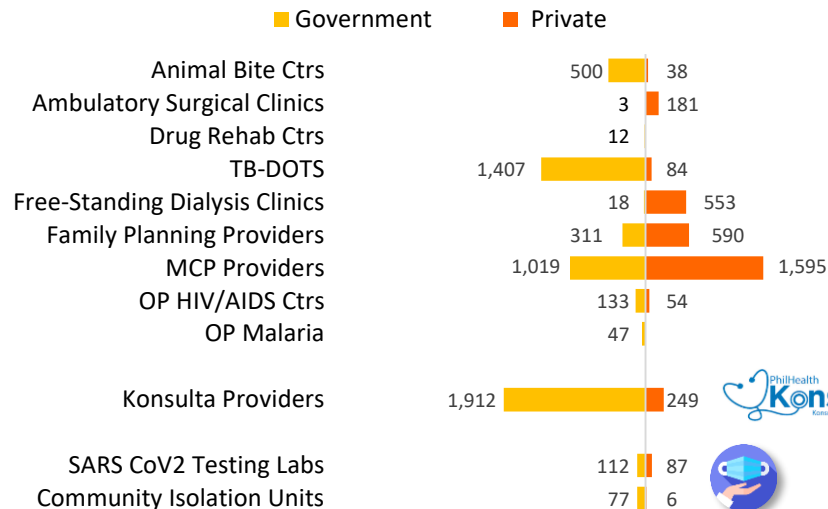
as of June 30, 2023

| Category | Government | Private | Total |
|------------------|--------------|--------------|---------------|
| Hospitals | 773 | 1,068 | 1,841 |
| Other Facilities | 5,585 | 3,444 | 9,029 |
| Total | 6,358 | 4,512 | 10,870 |

Accredited Hospitals



Other Accredited Facilities



Accredited Facilities

A list of Accredited Facilities may be downloaded from the PhilHealth website:

www.philhealth.gov.ph/partners/providers/institutional/map/

Accreditation

Health Care Providers – Institutions (Konsulta Providers, MCPs & TB-DOTS)

as of June 30, 2023

| | Konsulta Providers | Maternity Care Package | TB-DOTS Package |
|---|------------------------|------------------------|----------------------|
| Accredited Outpatient Clinics | 2,161 | 2,614 | 1,491 |
| Number of Cities & Municipalities with Accredited Outpatient Clinics* | 1,154 | 1,012 | 904 |
| % to Total Cities & Municipalities (Number of Cities & Municipalities nationwide: 1,634**) | 71% (1,154 / 1,634) | 62% (1,012 / 1,634) | 55% (904 / 1,634) |

Note/s:

* A city or municipality may have more than one outpatient clinic accredited by PhilHealth to provide NHIP benefits and services; Further, a single facility can also apply and be accredited either as MCP, a TB-DOTS facility or any combination thereof

** Per Department of Interior and Local Government, there are 1,634 LGUs nationwide (as of June 30, 2021): bit.ly/39ntcJL



Accreditation

Health Care Professionals

as of June 30, 2023

| Professionals | Count |
|---------------------------------------|--------|
| Physicians | 44,298 |
| General Practitioners | 11,603 |
| General Practitioners (with Training) | 9,918 |
| Medical Specialists | 23,407 |
| Other Professionals | 3,935 |
| Dentists | 735 |
| Nurses* | 83* |
| Midwives | 3,117 |
| Total | 48,863 |

Note/s:

* Accredited Nurses are those primarily assigned in Maternity Care Package (MCP) and/or Family Planning (FP) Providers.

** Accreditation process: www.philhealth.gov.ph/partners/providers/professional/process.html



Accredited Professionals**

A list of accredited professionals may be accessed from the PhilHealth website:

www.philhealth.gov.ph/partners/providers/professional/accredited/

Claims Payment

January 1 to June 5, 2023



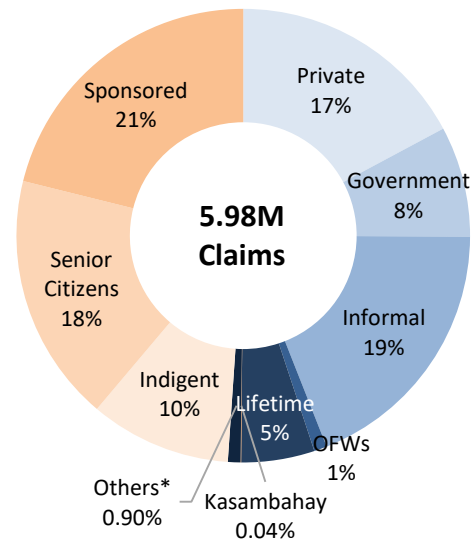
| Membership Category | Claims Amount | Claims Count |
|-----------------------------|---------------------------|------------------|
| Direct Contributor | Php 30,525,827,417 | 3,055,365 |
| Employed: Private | 10,654,519,985 | 1,027,390 |
| Employed: Government | 4,349,869,821 | 471,676 |
| Informal/Self Earning | 10,561,132,273 | 1,132,979 |
| OFWs/ Migrant Workers | 585,855,176 | 54,691 |
| Lifetime Members | 3,896,417,120 | 312,452 |
| Kasambahay | 28,788,308 | 2,415 |
| Others* | 449,244,733 | 53,762 |
| Indirect Contributor | Php 28,635,004,303 | 2,925,244 |
| Indigent/NHTS PR | 5,190,430,696 | 602,502 |
| Senior Citizen | 12,771,839,142 | 1,059,253 |
| Sponsored | 10,672,734,464 | 1,263,489 |
| Total | Php 59,160,831,720 | 5,980,609 |

Note/s:

*Includes Family Drivers. Filipinos w/ Dual Citizenship, Naturalized Filipino Citizens, PRA Foreign Retirees, Citizens of Other Countries working / residing / studying in the Philippines

- Processed using PhilHealth Claims Dashboard extracted July 17, 2023.
- Claims payment includes all claims paid from January 1 to June 5, 2023.

% Distribution by Claims Count



BLUE Shade: Direct Contributors

ORANGE Shade: Indirect Contributors

Claims Payment: COVID-19 Related Claims

January 1 to June 5, 2023

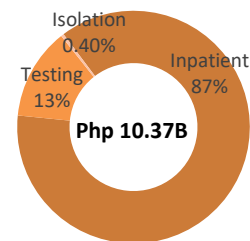


| Illness Code | Description | Claims Amount | Claims Count |
|------------------|---|---------------------------|----------------|
| Isolation | | Php 41,359,413 | 1,849 |
| C19CI | Community Isolation Package | 39,532,689 | 1,761 |
| C19CIS | Admissions Referred to the ICU from Higher Level Facilities for Step Down Care | 1,773,471 | 79 |
| C19HI | COVID-19 Home Isolation Benefit Package | 53,253 | 9 |
| Inpatient | | Php 9,006,752,085 | 44,501 |
| C19FRP | Full Financial Risk Protection - Health Workers | 229,284,032 | 1,258 |
| C19IP1 | Mild Pneumonia (Elderly or with Comorbidities) | 31,572,773 | 812 |
| C19IP2 | Moderate Pneumonia (Adult and Pediatric) | 2,966,396,234 | 28,797 |
| C19IP3 | Severe Pneumonia (Adult and Pediatric) | 2,707,509,389 | 9,043 |
| C19IP4 | Critical Pneumonia (Adult and Pediatric) | 3,068,502,830 | 4,449 |
| IMP01 | Intermediate Package - Moderate Pneumonia | 1,691,377 | 95 |
| IMP02 | Intermediate Package - Severe / Critical Pneumonia | 1,795,450 | 47 |
| Testing | | Php 1,319,382,284 | 571,036 |
| C19T1 | All Services and Supplies for the Testing are Provided by the Testing Laboratory | 944,153,701 | 318,964 |
| C19T2 | Test Kits are Donated to the Testing Laboratory | 265,913,095 | 157,250 |
| C19T3 | Test Kits are Donated to the Testing Laboratory, Cost of Running the Laboratory and the RT-PCR Machine For Testing are Subsidized by the Government | 42,345,177 | 52,595 |
| C19X1 | All Services and Supplies for Testing are Procured and Provided by the Testing Laboratory | 55,828,008 | 23,284 |
| C19X2 | PCR Cartridges are Donated to the Testing Laboratory | 5,912,250 | 7,988 |
| C19X3 | PCR Cartridges are Donated to the Testing Laboratory; Cost of Running the Cartridge-Based PCR Test is Subsidized by the Government | 4,292,614 | 9,071 |
| C1AT1 | Facility Based COVID-19 Rapid Antigen Test | 937,440 | 1,884 |
| Total | | Php 10,367,493,783 | 617,386 |

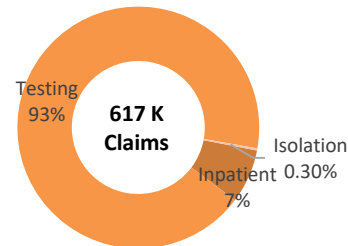
Note/s:

- Processed using PhilHealth Claims Dashboard extracted July 17, 2023; Claims payment includes all claims paid from January 1 to June 5, 2023.
- Excludes Paid Testing Claims done by Philippine Red Cross (Interim Financing Mechanism)

% Distribution by Claims AMOUNT
(Covid-19)



% Distribution by Claims COUNT
(Covid-19)



Claims Payment

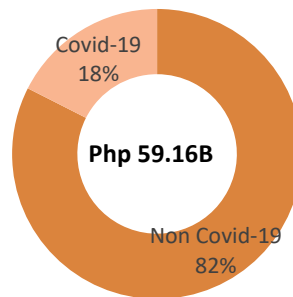
Covid-19 and Non-Covid-19 Claims

January 1 to June 5, 2023

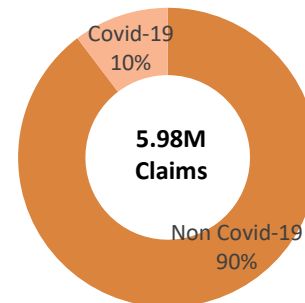


| Classification | Claims Amount | Claims Count |
|------------------|--------------------|--------------|
| Non-CoVid-19 | Php 48,793,337,937 | 5,363,223 |
| CoVid-19-Related | 10,367,493,783 | 617,386 |
| Total | Php 59,160,831,720 | 5,980,609 |

% Distribution by Claims AMOUNT
(Non Covid-19 vs Covid-19)



% Distribution by Claims COUNT
(Non Covid-19 vs Covid-19)



Note/s:

- Processed using PhilHealth Claims Dashboard extracted July 17, 2023; Claims payment includes all claims paid from January 1 to June 5, 2023.
- Excludes Paid Testing Claims done by Philippine Red Cross (Interim Financing Mechanism)

Claims Payment

January 1 to June 5, 2023

Distribution of Claims Paid by Patient Type

| Patient Type | Claims Amount | Claims Count |
|--------------|---------------------------|------------------|
| Member | Php 45,581,311,954 | 4,363,650 |
| Dependent | 13,579,519,765 | 1,616,959 |
| Total | Php 59,160,831,720 | 5,980,609 |

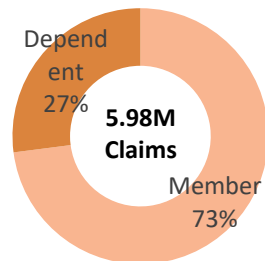
Distribution of Claims Paid by Sex

| Patient Sex | Claims Amount | Claims Count |
|--------------|---------------------------|------------------|
| Female | 32,615,888,718 | 3,318,526 |
| Male | 26,544,943,002 | 2,662,083 |
| Total | Php 59,160,831,720 | 5,980,609 |

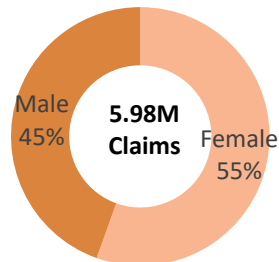
Note/s:

- Processed using PhilHealth Claims Dashboard extracted July 17, 2023.
- Claims payment includes all claims paid from January 1 to June 5, 2023.

% Distribution by Claims COUNT (Patient Type)



% Distribution by Claims COUNT (Sex)



27 Days

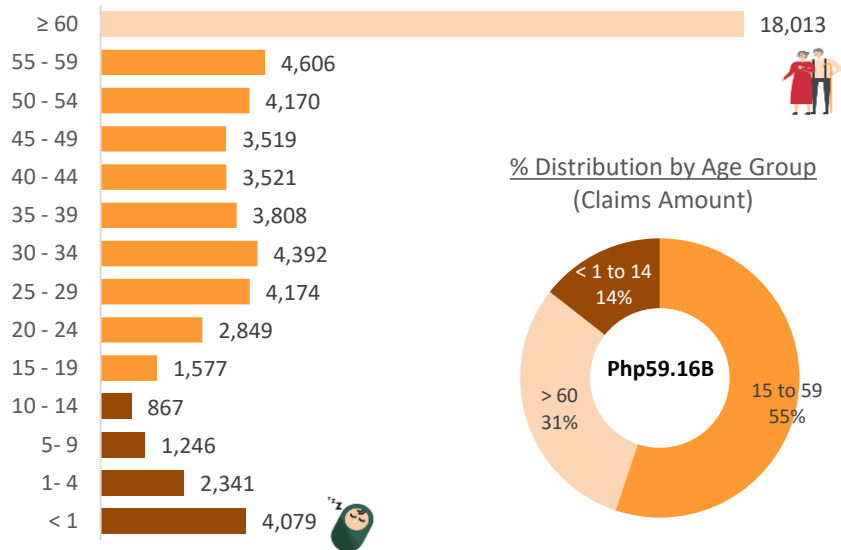
Average Turn-Around-
Time for Claims
Received/Re-filed and
Paid
(Jan 1 to June 5, 2023)

Claims Payment

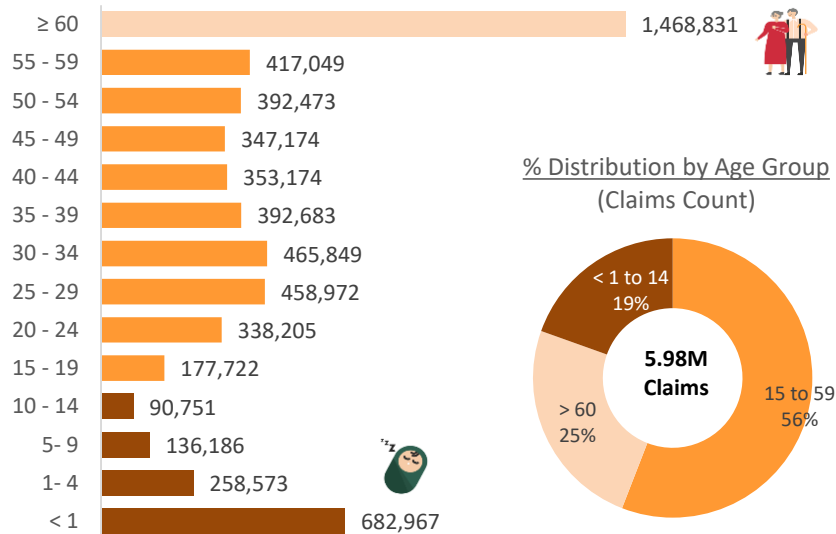
Distribution of Claims Paid by Age Group

January 1 to June 5, 2023

Distribution by Claims AMOUNT
(in Million Pesos)



Distribution by Claims COUNT



Note/s:

- Processed using PhilHealth Claims Dashboard extracted July 17, 2023.
- Claims payment includes all claims paid from January 1 to June 5, 2023.

Claims Payment

January 1 to June 5, 2023

Distribution of Claims Paid by Sector

| Sector | Claims Amount | Claims Count |
|---------------|---------------------------|------------------|
| Private | Php 32,793,678,692 | 3,214,092 |
| Government | 26,360,962,566 | 2,766,173 |
| International | 6,190,462 | 344 |
| Total | Php 59,160,831,720 | 5,980,609 |

Distribution of Claims Paid by Illness Type

| Illness Type | Claims Amount | Claims Count |
|--------------|---------------------------|------------------|
| Procedural | 41,476,137,049 | 4,469,339 |
| Medical | 17,099,619,098 | 1,491,750 |
| Others* | 585,075,573 | 19,520 |
| Total | Php 59,160,831,720 | 5,980,609 |

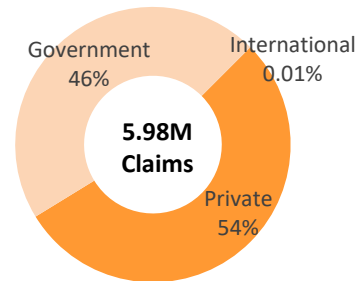
Note/s:

*Includes Z Benefits

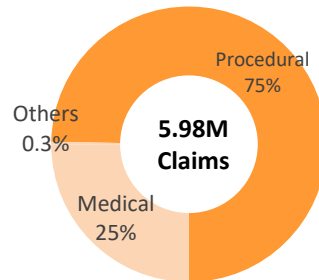
Processed using PhilHealth Claims Dashboard extracted July 17, 2023; Claims payment includes all claims paid from January 1 to June 5, 2023.



% Distribution by Sector
(Claims Count)



% Distribution by Illness Type
(Claims Count)



Claims Payment

January 1 to June 5, 2023

Distribution of Claims Paid by HCI Class

| HCI Class | Claims Amount | Claims Count | Percentage to Total Claims Count |
|-------------------------------|---------------------------|------------------|----------------------------------|
| Level 3 Hospital | Php 23,249,954,421 | 1,900,172 | 32% |
| Level 2 Hospital | 15,427,072,531 | 1,540,510 | 26% |
| Level 1 Hospital | 12,319,422,843 | 1,333,750 | 22% |
| Free Standing Dialysis Clinic | 3,719,109,825 | 473,031 | 8% |
| MCP Provider | 1,294,450,153 | 240,764 | 4% |
| Diagnostic Service Provider | 196,687,129 | 76,507 | 1% |
| Infirmiry/Dispensary | 1,212,232,045 | 222,756 | 4% |
| Ambulatory Surgical Clinic | 1,279,673,845 | 92,524 | 2% |
| Animal Bite Package Provider | 143,765,012 | 46,145 | 1% |
| TB-DOTS Package Provider | 156,530,504 | 34,435 | 0.58% |
| Community Isolation Unit | 41,465,171 | 2,130 | 0.04% |
| HIV Treatment Hub | 106,896,478 | 15,283 | 0.26% |
| Family Planning Clinic | 6,201,000 | 2,113 | 0.04% |
| Facility Confinements Abroad | 6,041,702 | 346 | 0.01% |
| Outpatient Malaria Provider | 1,318,562 | 141 | 0.0024% |
| Primary Health Clinic | 10,500 | 2 | 0.00003% |
| Total | Php 59,160,831,720 | 5,980,609 | 100% |



In terms of Claims Count, Hospitals* comprise 84% of all paid claims by PhilHealth from Jan 1 to June 5, 2023. As for Claims Amount, the percent distribution is at 88%

** Includes Levels 1 to 3 Hospitals and Infirmaries/Dispensaries*

Note/s:

- Processed using PhilHealth Claims Dashboard extracted July 17, 2023; Claims payment includes all claims paid from January 1 to June 5, 2023

Claims Payment

Top 10 Medical Cases (ranked by count)*

January 1 to June 5, 2023

| Rank | Illness Description | Claims Amount | Claims Count |
|------|---|-------------------|--------------|
| 1 | Pneumonia Moderate and High Risk | Php 3,238,250,357 | 218,096 |
| 2 | Acute Gastroenteritis | 555,435,559 | 102,207 |
| 3 | Dengue Fever (Mild / Severe) | 759,170,501 | 81,157 |
| 4 | Hypertensive Emergency/Urgency | 592,598,132 | 72,132 |
| 5 | Urinary Tract Infection Admissible | 471,615,270 | 71,346 |
| 6 | Peptic Ulcer Disease with / without Hemorrhage | 431,244,595 | 68,766 |
| 7 | Stroke Infarction (Hemorrhagic / Non Hemorrhagic) | 1,673,259,051 | 59,736 |
| 8 | Covid-19 Pneumonia Package | 9,006,752,085 | 44,501 |
| 9 | Newborn Sepsis | 359,524,130 | 28,336 |
| 10 | Asthma In Acute Exacerbation | 343,190,236 | 43,306 |

Note/s:

*Case rate category that covers medical cases reimbursed by the Corporation; Ranking was based on the Illness Grouping.

Processed using PhilHealth Claims Dashboard extracted July 17, 2023; Claims payment includes all claims paid from January 1 to June 5, 2023.



Claims Payment

Top 10 RVS based Packages and Procedures (ranked by count)*

January 1 to June 5, 2023



| Rank | Illness Description | Claims Amount | Claims Count |
|------|--|-------------------|--------------|
| 1 | Hemodialysis Procedure | Php 7,496,672,500 | 1,571,322 |
| 2 | Covid-19 Testing Packages | 1,319,382,284 | 571,036 |
| 3 | Normal Spontaneous Delivery | 2,880,462,705 | 438,466 |
| 4 | Expanded Newborn Care Package | 1,222,507,323 | 434,663 |
| 5 | Caesarean Section | 3,233,929,751 | 164,621 |
| 6 | Chemotherapy Administration | 844,202,936 | 129,457 |
| 7 | Intensity Modulated Treatment Delivery, Single Or Multiple Fields/Arcs, Via Narrow Spatially And Temporally Modulated Beams, Binary, Dynamic MLC Per Session Radiation Treatment Delivery (Linear Accelerator) | 924,171,459 | 128,635 |
| 8 | Outpatient Hiv / Aids Packages | 593,011,014 | 83,990 |
| 9 | Cataract Extraction | 1,165,131,048 | 73,512 |
| 10 | Animal Bite | 126,707,762 | 43,879 |

Note/s:

*Case rate category that covers procedural cases reimbursed by the Corporation; Ranking was based on the Illness Grouping.

Processed using PhilHealth Claims Dashboard extracted July 17, 2023; Claims payment includes all claims paid from January 1 to June 5, 2023

Claims Payment

Utilization related to SDGs*

January 1 to June 5, 2023



| SDG-Related Packages | Claims Amount | Claims Count |
|--|--------------------------|----------------|
| Maternal Benefits | Php 2,639,978,947 | 265,707 |
| Caesarean Delivery | 1,286,545,200 | 65,671 |
| Normal Delivery | 1,201,088,394 | 180,461 |
| Undelivered Cases (Baby Delivered In Referral Facility) In Non-Hospital Facilities | 0 | 0 |
| Breech Extraction | 15,132,994 | 1,267 |
| Maternal Comorbidities Conditions | 133,104,658 | 18,173 |
| Subtotal or Total Hysterectomy After Cesarean Delivery | 4,107,701 | 135 |
| Newborn Care | Php 542,352,905 | 196,124 |
| Newborn Care Package | 542,352,905 | 196,124 |
| Infectious Diseases | Php 287,729,508 | 40,687 |
| Pulmonary Tuberculosis | 67,239,646 | 8,959 |
| Outpatient HIV / Aids Packages | 220,489,862 | 31,728 |
| Family Planning | Php 83,836,069 | 26,081 |
| Bilateral Tubal Ligation | 48,062,618 | 12,188 |
| Vasectomy, Unilateral Or Bilateral | 315,357 | 82 |
| Insertion of Intrauterine Device (IUD) | 9,588,211 | 4,857 |
| Subdermal Contraceptive Implant | 25,869,883 | 8,954 |
| Tropical Diseases | Php 79,200 | 21 |
| Malaria | 79,200 | 21 |
| Total | Php 3,553,976,630 | 528,620 |

Note/s:

*SDGs: <https://sustainabledevelopment.un.org/sdgs>

Processed using PhilHealth Claims Dashboard as of July 17, 2023. Claims payment only includes claims admitted and paid from January 1 to June 5, 2023.

Supplemental Information



Supplemental Info.



7,088 PhilHealth personnel nationwide*

CONTACT INFORMATION

Call Center Hotline 84417442

(Self-help only; agent assistance temporarily not available)

Callback Channel: 0917-898-7442 (PHIC)

Text "PHICcallback [space] Mobile No. or Metro Manila landline [space] details of your concern" and PhilHealth will call you during office hours (weekdays only).



actioncenter@philhealth.gov.ph
facebook.com/PhilHealthOfficial/
twitter.com/teamphilhealth/

Aside from the Head Office (709 Shaw Blvd., Pasig City), there are more than 360 PhilHealth stations established nationwide**

- 17 Regional and 5 Branch Offices
- 114 Local Health Insurance Offices
- 69 PhilHealth Express
- 14 Satellite Offices
- 19 Business Centers
- 26 Service Desks
- 104 Malasakit Centers

PhilHealth also has **545** PhilHealth CARES*** deployed in **961** healthcare facilities nationwide ready to cater to members' needs. Further, there are also 136 PhilHealth Malasakit personnel deployed in Malasakit Centers.

Note/s:

*Filled positions as of December 31, 2022

**Exact location of regional offices (and contact details) can be accessed online: www.philhealth.gov.ph/about_us/map/regional.htm; Further, due to the pandemic, the operating hours of smaller offices are subject to change (e.g. community quarantine status, disinfection schedules, scheduled days / operating hours, etc.).

***PCARES: PhilHealth Customer Assistance, Relations and Empowerment Staff - www.philhealth.gov.ph/circulars/2016/circ2016-009.pdf

- **Local Health Insurance Offices (LHIOs):** offices strategically located in high-traffic areas processing membership concerns (e.g. registration, updating of records, inquiries, etc.), receiving of accreditation documents (healthcare facilities, professionals), claims processing (facilities and individual claims), and collections/cashiering functions (premium payments, employer remittances)
- **Satellite Offices / Business Centers:** smaller offices compared to LHIOs, these units are strategically located in high-traffic areas processing membership concerns, receiving of accreditation documents, and claims processing; no collections/cashiering functions (except for SM Aura, Taguig and POEA, Mandaluyong)
- **PhilHealth Express:** smaller offices or "booths" usually situated in high traffic areas (e.g. malls, markets, etc.) processing only membership concerns and receiving of individual claims; no cashiering functions
- **Service Desks:** "booths" or "desks" usually located in LGUs (e.g. municipal hall, city hall, etc.) processing only membership concerns; no cashiering functions; scheduled set-up (e.g. only open a fixed number of days per week); also set-up in far-flung and/or Geographically-Isolated and Disadvantaged Areas (GIDAs)
- **Malasakit Centers:** situated in government hospitals, these centers are one-stop-shops intended to provide indigent patients access to various medical assistance funds of the government. These centers house PhilHealth and the Department of Social Welfare and Development, among others.



Prepared by the:
Corporate Planning Department

Sources/Inputs/Acknowledgements:

Accreditation Department
Area Offices
Comptrollership Department
Corporate Communications Department
Health Finance Policy Sector
Human Resource Department
Information Technology and Management Department
Member Management Group
Organization and Systems Development Office
PhilHealth Regional Offices
Program Management Team – Claims
Program Management Team – PCARES
Standards Monitoring Department
Task Force Informatics

flaticon.com

Updated as of July 31, 2023