

Stats and Charts

2022 (First Semester)

2022 Stats and Charts

First Semester (January to June 2022)

PhilHealth positions, monitors and assesses its programs relative to how it contributes in achieving the three dimensions of the UHC cube.



Population Coverage

“Who are covered?”



Service Coverage

“What services are covered?”



Financial Coverage

“How much is covered?”



Population Coverage

Who are Covered?

Registered Members and Dependents

as of June 30, 2022

Membership Category	Members	Dependents	Beneficiaries (Total)
Direct Contributors	33,801,204	29,241,288	63,042,492
Employed: Private	15,711,189	11,727,811	27,439,000
Employed: Government	2,692,267	3,959,892	6,652,159
Informal / Self-Earning	10,531,373	9,773,278	20,304,651
OFWs / Migrant Workers	3,385,596	2,659,804	6,045,400
Lifetime Members	1,394,572	1,064,753	2,459,325
Kasambahay	75,073	48,796	123,869
Others*	11,134	6,954	18,088
Indirect Contributors	21,511,381	13,843,624	35,355,005
Indigents / NHTS-PR**	12,167,784	10,907,682	23,075,466
Senior Citizens	8,822,635	2,537,935	11,360,570
Sponsored Program	520,962	398,007	918,969
Total	55,312,585	43,084,912	98,397,497

Note/s:

* Includes Family Drivers. Filipinos w/ Dual Citizenship, Naturalized Filipino Citizens, PRA Foreign Retirees, Citizens of Other Countries working / residing / studying in the Philippines

** Indigent count of members and dependents were based on DSWD LisTahanan database and are subject for further validation.

- 2022 Projected Population is 111,572,254 updated estimation from the 2015 PopCen by PSA (<https://psa.gov.ph/content/updated-projected-mid-year-population-philippines-2020-2025>).

All Filipinos Covered

Prior to 2019, PhilHealth has primarily reported “coverage rate” or the entitlement of members based on premium payments. But with the signing of the UHC Act (RA11223), all Filipinos are already automatically included under the National Health Insurance Program (NHIP) – making PhilHealth’s coverage rate at 100%.

The term “Registered” used here refers to beneficiaries already listed in the PhilHealth database.

PhilHealth Beneficiaries

- PhilHealth Beneficiaries are referred to as Members plus their respective qualified Dependents

Members + Dependents = Beneficiaries



Registered Members and Dependents

as of June 30, 2022

Distribution by Members and Dependents

Membership Category	Members	Dependents	Beneficiaries (Total)
Direct Contributors	61%	68%	64%
Employed: Private	28%	27%	28%
Employed: Government	5%	9%	7%
Informal / Self-Earning	19%	23%	21%
OFWs / Migrant Workers	6%	6%	6%
Lifetime Members	3%	2%	2%
Kasambahay	0.14%	0.11%	0.13%
Others*	0.02%	0.02%	0.02%
Indirect Contributors	39%	32%	36%
Indigents / NHTS-PR	22%	25%	23%
Senior Citizens	16%	6%	12%
Sponsored Program	1%	1%	1%
Total	100%	100%	100%

Note/s:

* Includes Family Drivers. Filipinos w/ Dual Citizenship, Naturalized Filipino Citizens, PRA Foreign Retirees, Citizens of Other Countries working / residing / studying in the Philippines.



Dependents*:

- Legal spouse/s who is/are not an active member;
- Unmarried and unemployed legitimate, illegitimate children, and legally adopted or stepchildren below 21 years of age;
- Foster children as defined in Republic Act 10165 (Foster Care Act of 2012); and
- Parents who are 60 years old and above, not otherwise an enrolled member.

Important:

- Qualified dependents must be declared by the principal member. Their names must be listed under the principal member's Member Data Record (MDR) to ensure hassle-free benefits availment.

Premium Contributions

January 1 to March 30, 2022



Distribution by Membership Category

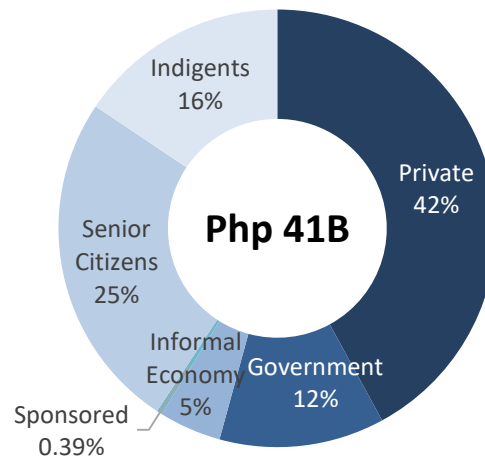
Membership Category	Amount
Direct Contributors	Php 24,184,809,353
Employed: Private	17,275,142,889
Employed: Government	5,015,502,993
Informal Economy	1,894,163,471
Indirect Contributors	Php 16,898,032,134
Indigents / NHTS-PR	6,406,705,500
Senior Citizens	10,329,637,500
Sponsored*	161,689,134
Total	41,082,841,487

Note/s:

* Includes Special Government Programs (PAMANA and Bangsamoro), NGAs, POS, PWD-unemployed, LGU, etc.

▪ Source: Financial Statements as of March 2022

% Distribution by Membership Category



Service Coverage

What Services are Covered?



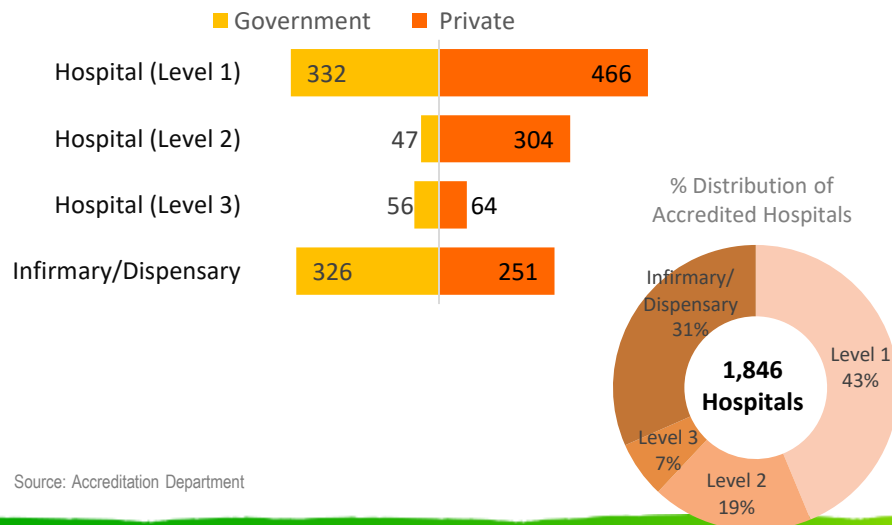
Accreditation

Health Care Providers - Institutions

as of June 30, 2022

Category	Government	Private	Total
Hospitals	761	1,085	1,846
Other Facilities	4,004	3,238	7,242
Total	4,765	4,323	9,088

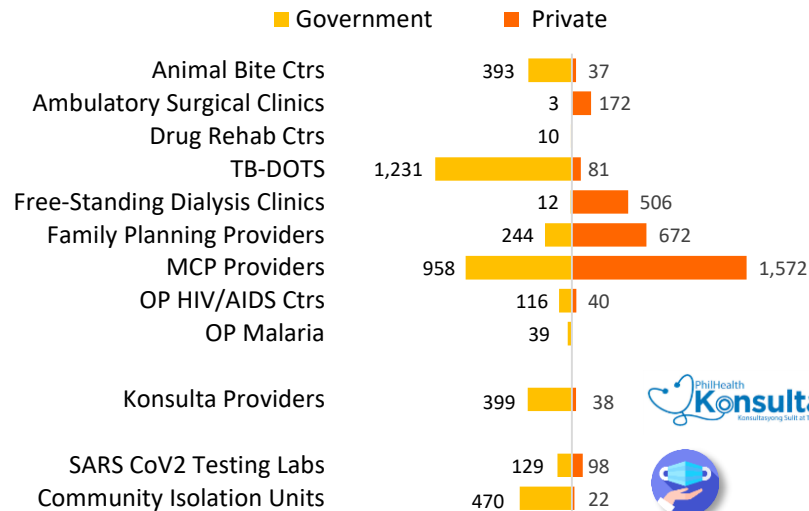
Accredited Hospitals



Source: Accreditation Department



Other Accredited Facilities



Accredited Facilities

A list of Accredited Facilities may be downloaded from the PhilHealth website:

www.philhealth.gov.ph/partners/providers/institutional/map/

Accreditation

Health Care Providers – Institutions (Konsulta Providers, MCPs & TB-DOTS)

as of June 30, 2022

	Konsulta Providers	Maternity Care Package	TB-DOTS Package
Accredited Outpatient Clinics	437	2,530	1,312
Number of Cities & Municipalities with Accredited Outpatient Clinics*	294	1,243	846
% to Total Cities & Municipalities (Number of Cities & Municipalities nationwide: 1,634**)	18% (294 / 1,634)	76% (1,243 / 1,634)	52% (846 / 1,634)

Note/s:

* A city or municipality may have more than one outpatient clinic accredited by PhilHealth to provide NHIP benefits and services; Further, a single facility can also apply and be accredited either as MCP, a TB-DOTS facility or any combination thereof

** Per Department of Interior and Local Government, there are 1,634 LGUs nationwide (as of June 30, 2021): bit.ly/39ntcJL

▪ PhilHealth Benefits: www.philhealth.gov.ph/benefits/



Accreditation

Health Care Professionals

as of June 30, 2022

Professionals	Count
Physicians	42,033
General Practitioners	10,385
General Practitioners (with Training)	9,393
Medical Specialists	22,255
Other Professionals	3,486
Dentists	658
Nurses	55
Midwives	2,773
Total	45,519

Note/s:

- Accreditation process: www.philhealth.gov.ph/partners/providers/professional/process.html



Accredited Professionals

A list of accredited professionals may be accessed from the PhilHealth website:

www.philhealth.gov.ph/partners/providers/professional/accredited/

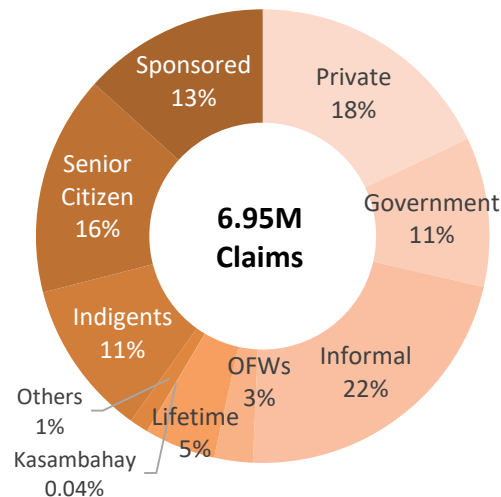
Claims Payment

January 1 to June 30, 2022



Membership Category	Claims Amount	Claims Count
Direct Contributor	Php 36,412,441,596	4,161,255
Employed: Private	11,318,272,547	1,246,775
Employed: Government	5,548,689,274	741,487
Informal/Self Earning	12,946,863,733	1,535,507
OFWs/ Migrant Workers	1,027,935,058	191,007
Lifetime Members	4,914,654,717	350,824
Kasambahay	25,732,067	3,060
Others*	630,294,199	92,595
Indirect Contributor	Php 28,001,893,101	2,789,750
Indigent/NHTS PR	6,302,413,394	774,242
Senior Citizen	14,187,061,955	1,091,043
Sponsored	7,512,422,092	924,465
Total	Php 64,414,339,036	6,951,005

% Distribution by Claims Count



Note/s:

*Includes Family Drivers. Filipinos w/ Dual Citizenship, Naturalized Filipino Citizens, PRA Foreign Retirees, Citizens of Other Countries working / residing / studying in the Philippines

- Processed using PhilHealth Claims Dashboard extracted July 21, 2022.
- Claims payment includes all claims paid from January 1 to June 30, 2022.

Claims Payment: COVID-19 Related Claims



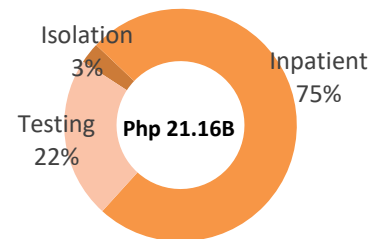
January 1 to June 30, 2022

Illness 1 Code	Description	Claims Amount	Claims Count
Isolation		Php 617,605,909	27,536
C19CI	Community Isolation Package	616,292,397	27,453
C19CIS	Admissions that were Referred to the ICU from Higher Level Facilities for Step Down Care	1,124,168	51
C19HI	COVID-19 Home Isolation Benefit Package	189,344	32
Inpatient		Php 15,797,589,441	73,735
C19FRP	Full Financial Risk Protection - Health Workers	654,404,511	3,818
C19IP1	Mild Pneumonia in the Elderly or with Comorbidities	549,915,208	13,028
C19IP2	Moderate Pneumonia	4,563,526,647	34,072
C19IP3	Severe Pneumonia	4,525,747,666	14,629
C19IP4	Critical Pneumonia	5,495,935,386	7,825
IMP01	Intermediate Package for Moderate Pneumonia	5,066,827	284
IMP02	Intermediate Package for Severe / Critical Pneumonia	2,993,196	79
Testing		Php 4,746,725,888	1,910,393
C19T1	All Services and Supplies for the Testing are Provided by the Testing Laboratory	3,482,842,379	1,108,595
C19T2	Test Kits are Donated to the Testing Laboratory	1,060,280,518	594,716
C19T3	Test Kits are Donated to the Testing Laboratory, Cost of Running the Laboratory and the RT-PCR Machine For Testing are Subsidized by the Government	130,162,765	149,706
C19X1	All Services and Supplies for Testing are Procured and Provided by the Testing Laboratory	35,742,364	15,203
C19X2	PCR Cartridges are Donated to the Testing Laboratory	9,940,183	10,647
C19X3	PCR Cartridges are Donated to the Testing Laboratory; Cost of Running the Cartridge-Based PCR Test is Subsidized by the Government	27,757,678	31,526
Total		Php 21,161,921,238	2,011,664

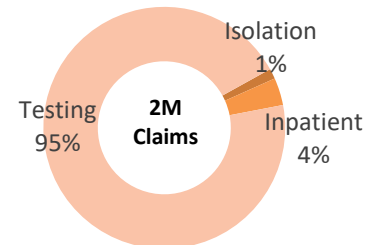
Note/s:

- Processed using PhilHealth Claims Dashboard extracted July 21, 2022; Claims payment includes all claims paid from January 1 to June 30, 2022.
- Excludes Paid Testing Claims done by Philippine Red Cross (Interim Financing Mechanism)

% Distribution by Claims AMOUNT
(Covid-19)



% Distribution by Claims COUNT
(Covid-19)



Claims Payment

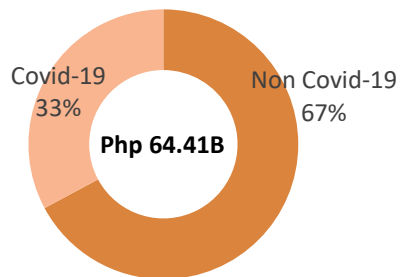
Covid-19 and Non-Covid-19 Claims

January 1 to June 30, 2022

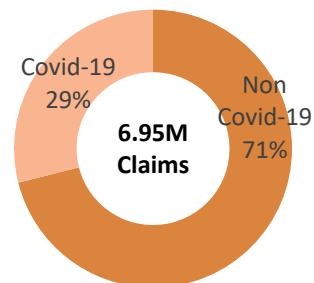


Classification	Claims Amount	Claims Count
Non CoVid-19	Php 43,252,417,798	4,939,341
CoVid-19 Related	21,161,921,238	2,011,664
Total	Php 64,414,339,036	6,951,005

% Distribution by Claims AMOUNT
(Non Covid-19 vs Covid-19)



% Distribution by Claims COUNT
(Non Covid-19 vs Covid-19)



Note/s:

- Processed using PhilHealth Claims Dashboard extracted July 21, 2022; Claims payment includes all claims paid from January 1 to June 30, 2022.
- Excludes Paid Testing Claims done by Philippine Red Cross (Interim Financing Mechanism)

Claims Payment

January 1 to June 30, 2022



Distribution of Claims Paid by Patient Type

Patient Type	Claims Amount	Claims Count
Member	Php 52,060,581,730	5,472,128
Dependent	12,353,757,306	1,478,877
Total	Php 64,414,339,036	6,951,005

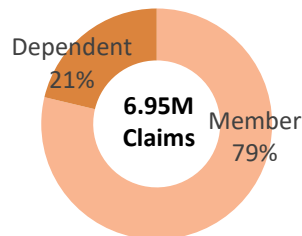
Distribution of Claims Paid by Sex

Patient Sex	Claims Amount	Claims Count
Female	Php 34,937,355,967	3,770,649
Male	29,476,983,069	3,180,356
Total	Php 64,414,339,036	6,951,005

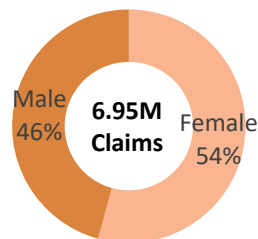
Note/s:

- Processed using PhilHealth Claims Dashboard extracted July 21, 2022.
- Claims payment includes all claims paid from January 1 to June 30, 2022.

% Distribution by Claims COUNT (Patient Type)



% Distribution by Claims COUNT (Sex)



45 Days

Average Turn-Around-
Time for Claims
Received/Re-filed and
Paid
(Jan 1 to June 30, 2022)

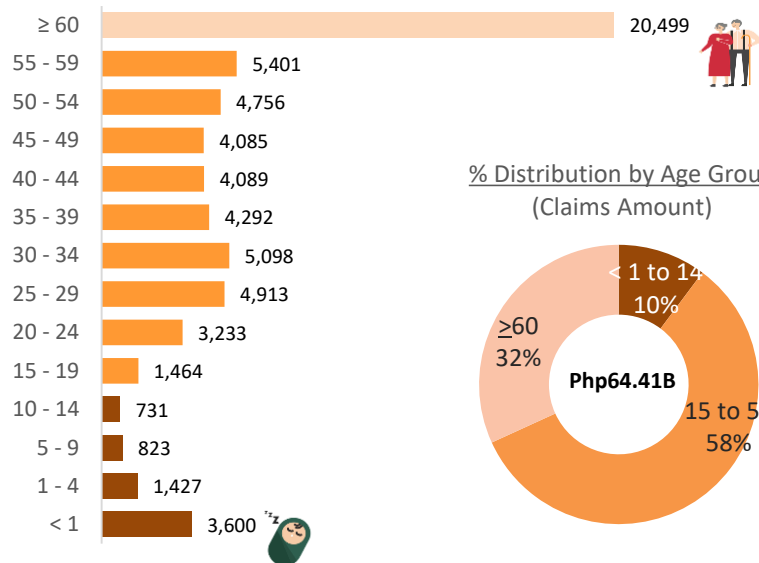
Claims Payment

Distribution of Claims Paid by Age Group

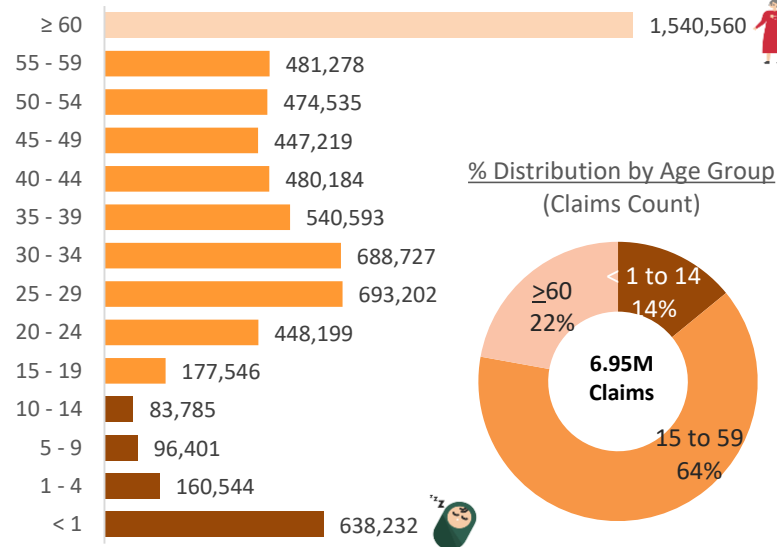
January 1 to June 30, 2022



Distribution by Claims AMOUNT (in Million Pesos)



Distribution by Claims COUNT



Note/s:

- Processed using PhilHealth Claims Dashboard extracted July 21, 2022.
- Claims payment includes all claims paid from January 1 to June 30, 2022.

Claims Payment

January 1 to June 30, 2022

Distribution of Claims Paid by Sector

Sector	Claims Amount	Claims Count
Private	Php 39,961,285,635	3,710,299
Government	24,444,877,197	3,240,340
International	8,176,205	366
Total	Php 64,414,339,036	6,951,005

Distribution of Claims Paid by Illness Type

Illness Type	Claims Amount	Claims Count
Procedural	Php 50,999,111,267	5,862,153
Medical	12,881,019,623	1,066,553
Others*	534,208,146	22,299
Total	Php 64,414,339,036	6,951,005

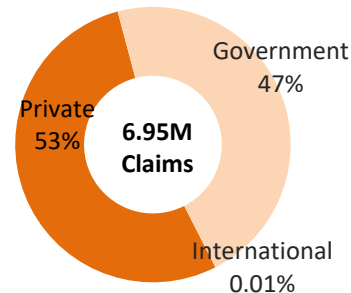
Note/s:

*Includes Z Benefits

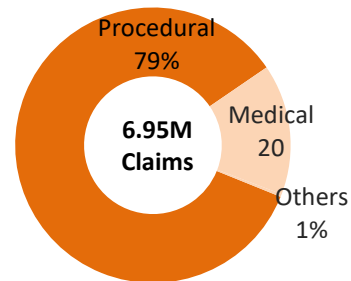
Processed using PhilHealth Claims Dashboard extracted July 21, 2022; Claims payment includes all claims paid from January 1 to June 30, 2022.



% Distribution by Sector
(Claims Count)



% Distribution by Illness Type
(Claims Count)



Claims Payment

January 1 to June 30, 2022

Distribution of Claims Paid by HCI Class

HCI Class	Claims Amount	Claims Count	Percentage to Total Claims Count
Level 3 Hospital	Php 22,289,850,164	2,335,107	34%
Level 2 Hospital	20,792,562,329	1,836,050	26%
Level 1 Hospital	11,642,107,434	1,226,241	18%
Free Standing Dialysis Clinic	4,138,155,990	526,376	8%
MCP Provider	1,633,215,462	303,671	4%
Ambulatory Surgical Clinic	1,237,781,065	89,203	1%
Diagnostic Service Provider	926,676,883	382,778	6%
Infirmiry/Dispensary	872,481,036	162,218	2%
Community Isolation Unit	617,537,165	27,516	0.40%
TB-DOTS Package Provider	116,763,927	21,471	0.31%
Animal Bite Package Provider	92,633,426	32,598	0.47%
HIV Treatment Hub	39,853,705	5,382	0.08%
Facility Confinements Abroad	8,233,314	371	0.01%
Family Planning Clinic	5,674,000	1,932	0.03%
Drug Abuse Treatment and Rehabilitation Center	807,537	88	0.001%
Primary Health Clinic	5,600	3	0.00004%
Total	Php 64,414,339,036	6,951,005	100%



In terms of Claims Count, Hospitals* comprise 80% of all paid claims by PhilHealth from Jan 1 to June 30, 2022. As for Claims Amount, the percent distribution is at 86%

** Includes Levels 1 to 3 Hospitals and Infirmaries/Dispensaries*

Note/s:

- Processed using PhilHealth Claims Dashboard extracted July 21, 2022; Claims payment includes all claims paid from January 1 to June 30, 2022

Claims Payment

Top 10 Medical Cases (ranked by count)*

January 1 to June 30, 2022

Rank	Illness Description	Claims Amount	Claims Count
1	Pneumonia Moderate and High Risk	Php 1,993,651,117.80	125,143
2	Covid-19 Pneumonia Package	15,789,529,418.17	73,372
3	Dengue Fever (Mild / Severe)	625,745,181.00	64,362
4	Acute Gastroenteritis	333,694,425.52	61,754
5	Hypertensive Emergency Urgency	424,981,281.28	51,730
6	Stroke Infarction (Hemorrhagic / Non Hemorrhagic)	1,483,269,063.01	51,096
7	Peptic Ulcer Disease With / Without Hemorrhage	304,700,307.58	47,708
8	Urinary Tract Infection Admissible	308,871,501.34	46,532
9	Outpatient HIV / AIDS Packages	321,427,374.00	46,254
10	Newborn Sepsis	384,955,106.25	29,614

Note/s:

*Case rate category that covers medical cases reimbursed by the Corporation; Ranking was based on the Illness Grouping.

Processed using PhilHealth Claims Dashboard extracted July 21, 2022; Claims payment includes all claims paid from January 1 to June 30, 2022



Claims Payment

Top 10 RVS based Packages and Procedures (ranked by count)*

January 1 to June 30, 2022

Rank	Illness Description	Claims Amount	Claims Count
1	Covid-19 Testing Package	Php 4,746,725,888	1,910,393
2	Hemodialysis Procedure	8,462,856,782	1,773,025
3	Expanded Newborn Care Package	1,229,748,598	435,216
4	Normal Spontaneous Delivery	2,898,333,846	424,823
5	Caesarean Section	3,231,588,212	164,255
6	Radiation Treatment Delivery (Cobalt or Linear Accelerator)	1,291,467,028	143,527
7	Chemotherapy Administration	773,600,398	114,558
8	Cataract Extraction	1,128,393,128	76,413
9	Dilation and Curettage	398,528,878	36,903
10	Cholecystectomy	884,383,285	28,392

Note/s:

*Case rate category that covers medical cases reimbursed by the Corporation; Ranking was based on the Illness Grouping.

Processed using PhilHealth Claims Dashboard extracted July 21, 2022; Claims payment includes all claims paid from January 1 to June 30, 2022



Claims Payment

Utilization related to SDGs*

January 1 to June 30, 2022

SDG-Related Packages	Claims Amount	Claims Count
Maternal Benefits	Php 2,443,877,719	243,849
Caesarean Delivery	1,160,521,457	59,252
Normal Delivery	1,157,236,693	168,762
Undelivered Cases (Baby Delivered In Referral Facility) In Non-hospital Facilities	3,250	5
Breech Extraction	14,324,858	1,196
Maternal Comorbidities Conditions	108,317,797	14,519
Subtotal or Total Hysterectomy After Cesarean Delivery	3,473,664	115
Newborn Care	Php 449,320,869	159,027
Newborn Care Package	449,320,869	159,027
Infectious Diseases	Php 214,330,650	30,388
Pulmonary Tuberculosis	42,065,309	5,692
Outpatient HIV / Aids Packages	172,265,341	24,696
Family Planning	Php 68,495,869	21,057
Bilateral Tubal Ligation	41,917,801	10,644
Vasectomy, Unilateral Or Bilateral	58,706	16
Insertion of Intrauterine Device (IUD)	7,930,117	4,034
Subdermal Contraceptive Implant	18,589,245	6,363
Tropical Diseases	Php 44,000	11
Malaria	44,000	11
Total	Php 3,176,069,107	454,332



Note/s:

*SDGs: <https://sustainabledevelopment.un.org/sdgs>

Processed using PhilHealth Claims Dashboard as of July, 2022

Claims payment only includes claims admitted and paid from January 1 to June 30, 2022.



Financial Coverage

How Much is Covered?

Benefit Expense

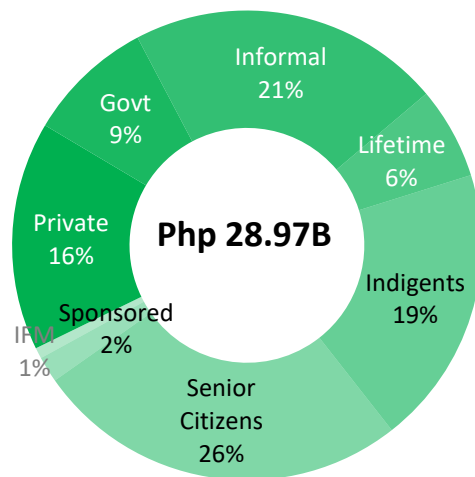
January 1 to March 30, 2022



Distribution by Membership Category

Membership Category	Amount
Direct Contributors	Php 15,176,431,786
Employed: Private	4,565,015,947
Employed: Government	2,535,004,968
Informal	6,240,920,816
Lifetime Members	1,835,490,055
Indirect Contributors	Php 13,575,333,589
Indigents / NHTS-PR	5,577,122,158
Senior Citizens	7,479,676,347
Sponsored Program	518,535,084
Interim Financing Mechanism (IFM)*	Php 217,492,961
Total	Php 28,969,258,336

% Distribution by Membership Category



Note/s:

*Payments to Philippine Red Cross (PRC) for COVID-19 tests

Source: Financial Statements as of March 30, 2022

Supplemental Information



Client Awareness and Satisfaction Survey

2021 Results



	Individuals	Employers	Health Care Institutions	Health Care Professionals
Satisfaction	91.06*	91.61	80.77	85.65
Net Satisfaction	90.19	90.26	77.14	83.63

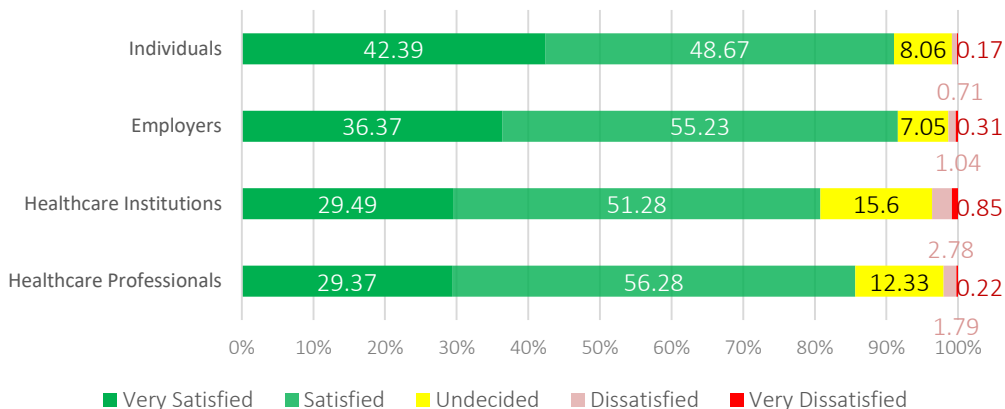
*Translates to 91 out of a 100 individuals are satisfied with PhilHealth and its services.

Net Satisfaction: Individuals

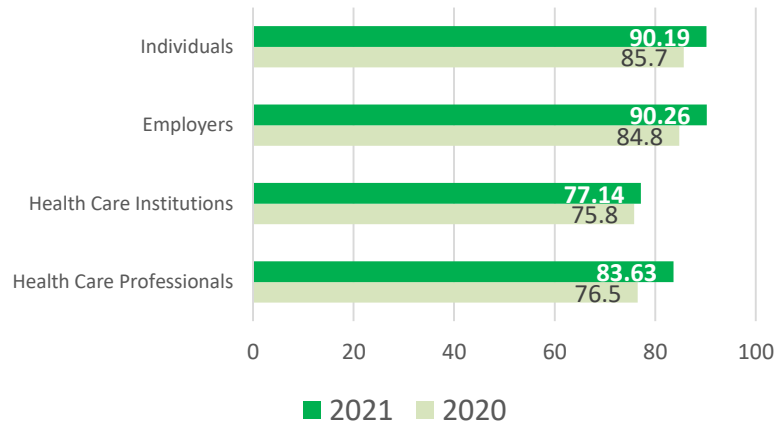
90% = Excellent

Aside from Individuals, PhilHealth's Net Satisfaction Rating also increased in the three other surveyed client types - Employers, Health Care Facilities and Health Care Professionals. Thus, PhilHealth not only maintained but even improved its **EXCELLENT** rating in all four surveyed clientele:

Satisfaction Rating by Type of Client
(in Percent)



Net Satisfaction Rating: 2020 vs 2021
(in Percent)



Notes:

- Questionnaire by the Governance Commission for GOCCs (GCG)
- Survey conducted by Novotrends PH
- Adjectival Equivalent of Numerical Rating based on Social Weather Stations' (SWS) Scale: ≥ 70 = Excellent; 50 to 69 = Very Good; 30 to 49 = Good; 10 to 29 = Moderate; 9 to -9 = Neutral; -10 to -29 = Poor; -30 to -49 = Bad; -50 to -69 = Very Bad; and -70 and Below = Execrable

Supplemental Info.

7,525 PhilHealth personnel nationwide*

CONTACT INFORMATION

Call Center Hotline 84417442

(Self-help only; agent assistance temporarily not available)

Callback Channel: 0917-898-7442 (PHIC)

Text "PHICcallback [space] Mobile No. or Metro Manila landline [space] details of your concern" and PhilHealth will call you during office hours (weekdays only).



actioncenter@philhealth.gov.ph
facebook.com/PhilHealthOfficial/
twitter.com/teamphilhealth/

Aside from the Head Office (709 Shaw Blvd., Pasig City), there are more than 340 PhilHealth offices established nationwide**

- 17 Regional and 5 Branch Offices
- 114 Local Health Insurance Offices
- 72 PhilHealth Express
- 13 Satellite Offices
- 14 Business Centers
- 34 Service Desks
- 141 Malasakit Centers

Further, PhilHealth also has **564** PhilHealth CARES*** deployed in **1,170** healthcare facilities nationwide ready to cater to members' needs

Notes:

*Filled positions as of February 14, 2022

**Exact location of regional offices (and contact details) can be accessed online: www.philhealth.gov.ph/about_us/map/regional.htm; Further, due to the pandemic, the operating hours of smaller offices are subject to change (e.g. community quarantine status, disinfection schedules, scheduled days / operating hours, etc.).

***PCARES: PhilHealth Customer Assistance, Relations and Empowerment Staff - www.philhealth.gov.ph/circulars/2016/circ2016-009.pdf

- **Local Health Insurance Offices (LHIOs):** offices strategically located in high-traffic areas processing membership concerns (e.g. registration, updating of records, inquiries, etc.), receiving of accreditation documents (healthcare facilities, professionals), claims processing (facilities and individual claims), and collections/cashiering functions (premium payments, employer remittances)
- **Satellite Offices / Business Centers:** smaller offices compared to LHIOs, these units are strategically located in high-traffic areas processing membership concerns, receiving of accreditation documents, and claims processing; no collections/cashiering functions (except for SM Aura, Taguig and POEA, Mandaluyong)
- **PhilHealth Express:** smaller offices or "booths" usually situated in high traffic areas (e.g. malls, markets, etc.) processing only membership concerns and receiving of individual claims; no cashiering functions
- **Service Desks:** "booths" or "desks" usually located in LGUs (e.g. municipal hall, city hall, etc.) processing only membership concerns; no cashiering functions; scheduled set-up (e.g. only open a fixed number of days per week); also set-up in far-flung and/or Geographically-Isolated and Disadvantaged Areas (GIDAs)
- **Malasakit Centers:** situated in government hospitals, these centers are one-stop-shops intended to provide indigent patients access to various medical assistance funds of the government. These centers house PhilHealth and the Department of Social Welfare and Development, among others.

Prepared by the:
Corporate Planning Department

Sources/Inputs/Acknowledgements:

Accreditation Department
Area Offices
Comptrollership Department
Corporate Communications Department
Health Finance Policy Sector
Human Resource Department
Information Technology and Management Department
Member Management Group
Organization and Systems Development Office
PhilHealth Regional Offices
Program Management Team – Claims
Program Management Team – PCARES
Standards Monitoring Department
Task Force Informatics

flaticon.com

Updated as of July 21, 2022

