

Stats and Charts

1st Semester 2021

2021 Stats and Charts

PhilHealth's approach to achieving Universal Health Care follows the UHC framework. The Corporation positions, monitors and assesses its programs relative to how it contributes in achieving the three dimensions of the UHC cube. As such, the performance figures (as of June 30, 2021) shall also be reported following this context.



Population Coverage

"Who are covered?"




Service Coverage

"What services are covered?"



Financial Coverage

"How much is covered?"





Population Coverage

Who are Covered?

Registered Members and Dependents

as of June 30, 2021

Membership Category	Members	Dependents	Beneficiaries (Total)
Direct Contributors*	31,179,901	28,422,049	59,601,950
Employed: Private	14,302,788	11,061,743	25,364,531
Employed: Government	2,456,905	3,772,924	6,229,829
Informal / Self-Earning	9,476,325	9,615,683	19,092,008
OFWs / Migrant Workers	3,505,119	2,894,477	6,399,596
Lifetime Members	1,359,854	1,025,008	2,384,862
Kasambahay	72,294	48,607	120,901
Others**	6,616	3,607	10,223
Indirect Contributors*	21,350,251	13,843,253	35,193,504
Indigents / NHTS-PR	12,536,042	11,129,485	23,665,527
Senior Citizens	8,478,961	2,366,371	10,845,332
Sponsored Program	335,248	347,397	682,645
Total	52,530,152	42,265,302	94,795,454

Note/s:

* Modified categories based on Republic Act No.11223 (UHC Act)

** Includes Family Drivers. Filipinos w/ Dual Citizenship, Naturalized Filipino Citizens, PRA Foreign Retirees, Citizens of Other Countries working / residing / studying in the Philippines

*** PhilHealth Circular No.2019-0010 (Re: Guidelines on the Granting of Immediate Eligibility to Members): <https://www.philhealth.gov.ph/circulars/2019/circ2019-0010.pdf>

■ Indigent count of members and dependents were based on DSWD LisTahanan database and are subject for further validation.

■ **2021 Projected Population is 110,198,654** updated estimation from the 2015 PopCen by PSA (<https://psa.gov.ph/content/updated-projected-mid-year-population-philippines-2020-2025>).



All Filipinos Covered

In recent years, PhilHealth has primarily reported “coverage rate” or the entitlement of members based on premium payments. But with the signing of the UHC Act (RA11223), all Filipinos are already automatically*** included under the National Health Insurance Program (NHIP) – making PhilHealth’s coverage rate at 100%.

The term “Registered” used here refers to beneficiaries already listed in the PhilHealth database.

PhilHealth Beneficiaries

- PhilHealth Beneficiaries are referred to as Members plus their respective qualified Dependents

Members + Dependents = Beneficiaries

Registered Members and Dependents

as of June 30, 2021

Distribution by Members and Dependents

Membership Category	Members	Dependents	Beneficiaries (Total)
Direct Contributors*	59%	67%	63%
Employed: Private	27%	26%	27%
Employed: Government	5%	9%	7%
Informal / Self-Earning	18%	23%	20%
OFWs / Migrant Workers	7%	7%	7%
Lifetime Members	3%	2%	3%
Kasambahay	0.1%	0.1%	0.1%
Others**	0.01%	0.01%	0.01%
Indirect Contributors*	41%	33%	37%
Indigents / NHTS-PR	24%	26%	25%
Senior Citizens	16%	6%	11%
Sponsored Program	1%	1%	1%
Total	100%	100%	100%



Dependents*:

- Legal spouse/s who is/are not an active member;
- Unmarried and unemployed legitimate, illegitimate children, and legally adopted or stepchildren below 21 years of age;
- Foster children as defined in Republic Act 10165 (Foster Care Act of 2012); and
- Parents who are 60 years old and above, not otherwise an enrolled member.

Important:

- Qualified dependents must be declared by the principal member. Their names must be listed under the principal member's Member Data Record (MDR) to ensure hassle-free benefits availment.

Note/s:

* Definition per Section 8 of UHC IRR (RA11223): https://www.philhealth.gov.ph/about_us/UHC-IRR_Signed.pdf

**Includes Family Drivers. Filipinos w/ Dual Citizenship, Naturalized Filipino Citizens, PRA Foreign Retirees, Citizens of Other Countries working / residing / studying in the Philippines.

Premium Contributions

January 1 to June 30, 2021



Distribution of Premium Contributions by Membership Category

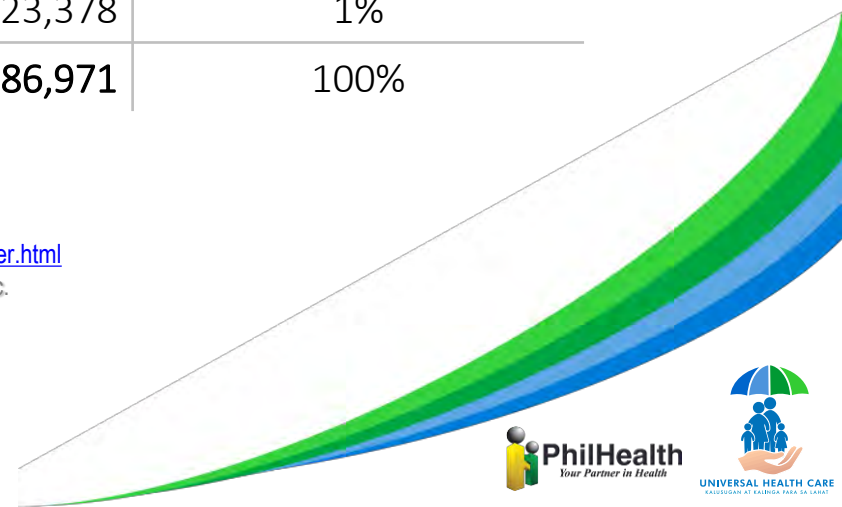
Membership Category	Amount	% to Total Amount
Direct Contributors*	Php 43,069,304,125	49%
Employed: Private	28,673,875,003	33%
Employed: Government	10,410,200,756	12%
Informal Economy	3,985,228,366	5%
Indirect Contributors	Php 44,599,282,846	51%
Indigents / NHTS-PR	14,342,484,468	16%
Senior Citizens	29,659,475,000	34%
Sponsored**	597,323,378	1%
Total	Php 87,668,586,971	100%

Note/s:

*Lifetime Members: premiums of retirees are free: <https://www.philhealth.gov.ph/members/lifetime/member.html>

**Special Government Programs (PAMANA and Bangsamoro), NGAs, POS, PWD-unemployed, LGU, etc.

- Source: Fund Management Sector as of September 1, 2021.





Service Coverage

What Services are Covered?

Accreditation

Health Care Providers - Institutions
as of June 30, 2021

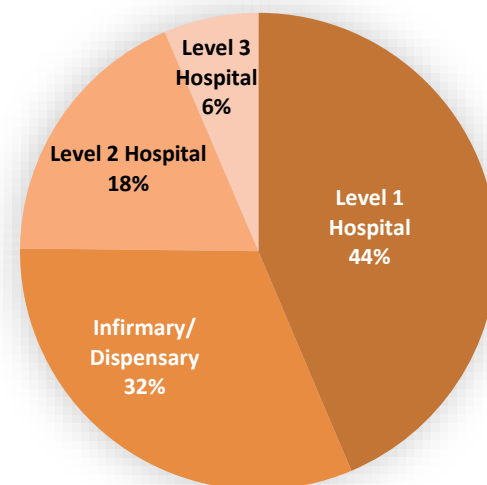
Category	Government	Private	Total
Hospitals	759	1,107	1,866
Level 1 Hospital	339	475	814
Level 2 Hospital	42	301	343
Level 3 Hospital	56	64	120
Infirmary/Dispensary	322	267	589
Others	4,393	3,091	7,484
Animal Bite Treatment Centers	400	31	431
Ambulatory Surgical Clinics	2	166	168
Community Isolation Units	926	16	942
Drug Abuse Treatment Rehabilitation Centers	10	-	10
DOTS Package	1,384	76	1,460
Free Standing Dialysis Clinics	6	450	456
Family Planning Providers	261	675	936
SARS CoV2 Testing Labs	96	73	169
Maternity Care Package Providers	1,074	1,563	2,637
Outpatient HIV/Aids Treatment	107	33	140
KONSULTA	79	8	87
Outpatient Malaria Package	48	-	48
Total	5,152	4,198	9,350

Source: Accreditation Department



59% of accredited
hospitals are from the
Private Sector

Distribution of Accredited Hospitals
(Govt. & Private)



Accredited Facilities

A list of Accredited Facilities may be downloaded from the PhilHealth website:

<https://www.philhealth.gov.ph/partners/providers/institutional/map/>

Accreditation

Health Care Providers – Professionals



Professionals	Count
Physicians	40,191
General Practitioners	9,916
General Practitioners (with Training)	8,917
Medical Specialists	21,358
Other Professionals	3,786
Dentists	680
Nurses	48
Midwives	3,058
Total	43,977



Accredited Professionals

A list of accredited professionals may be accessed from the PhilHealth website:

<https://www.philhealth.gov.ph/partners/providers/professional/accredited/>

Note/s:

- Accreditation process: <https://www.philhealth.gov.ph/partners/providers/professional/process.html>

Claims Payment

January 1 to June 30, 2021



Membership Category	Claims Amount	Claims Count	% Distribution to Claims Count
Direct Contributor	Php 19,528,740,384	2,393,026	55%
Employed: Private	5,669,028,880	661,332	15%
Employed: Government	2,753,648,442	363,254	8%
Informal/Self Earning	8,238,516,068	1,035,503	24%
OFWs/ Migrant Workers	515,320,561	70,685	2%
Lifetime Members	2,191,968,283	240,503	6%
Kasambahay	14,319,171	1,683	0.04%
Others**	145,938,980	20,066	0.5%
Indirect Contributor	Php 17,384,325,419	1,968,169	45%
Indigent/NHTS PR	5,229,194,228	621,563	14%
Senior Citizen	7,216,284,503	747,679	17%
Sponsored	4,938,846,688	598,927	13.7%
Grand Total	Php 36,913,065,804	4,361,195	100%

Note/s:

*New categorization based on Republic Act No.11223 (UHC Act)

**Includes Family Drivers, Filipinos w/ Dual Citizenship, Naturalized Filipino Citizens, PRA Foreign Retirees, Citizens of Other Countries working / residing / studying in the Philippines

Processed using PhilHealth Claims Dashboard extracted August 11, 2021.

Claims payment includes all claims paid from January 1 to June 30, 2021, regardless of date received.

Claims Payment: Covid-19

COVID 19 Related Claims Paid



Illness 1 Code	Description	Sum of Claims Amount	Claims Count	% to Total No. of Claims Paid
C19CI	Covid19 Community Isolation Package	Php 210,841,008	9,392	2%
C19CIS	Admissions that were Referred to the ICU from Higher Level Facilities for Step Down Care	67,347	3	0.0%
C19FRP	Full Financial Risk Protection For Filipino Health Workers And Patients Against Coronavirus Disease (Covid-19)	189,796,075	814	0.1%
C19IP1	Mild Pneumonia in the Elderly or with Comorbidities (Covid-19)	39,802,288	903	0.1%
C19IP2	Moderate Pneumonia (Covid-19)	554,172,883	3,870	0.6%
C19IP3	Severe Pneumonia (Covid-19)	465,623,874	1,396	0.2%
C19IP4	Critical Pneumonia (Covid-19)	497,760,615	632	0.1%
C19T1	All Services and Supplies for the Testing are Provided by the Testing Laboratory	1,128,944,705	318,700	51.8%
C19T2	Test Kits are Donated to the Testing Laboratory	397,031,198	179,895	29.2%
C19T3	Test Kits are Donated to the Testing Laboratory, Cost of Running The Laboratory and the RT-PCR Machine For Testing are Subsidized by the Government	92,621,786	99,782	16.2%
Total		Php 3,576,661,779	615,387	100%

Classification	Claims Amount	Claims Count	% Distribution to Claims Count
Non CoVid-19	Php 33,336,404,025	3,745,808	86%
CoVid-19 Related	3,576,661,779	615,387	14%
Total	Php 36,913,065,804	4,361,195	100%

Note/s:

Processed using PhilHealth Claims Dashboard extracted August 11, 2021.

Claims payment includes all claims paid from January 1 to June 30, 2021, regardless of date received.

Excludes manually processed claims not in the database..

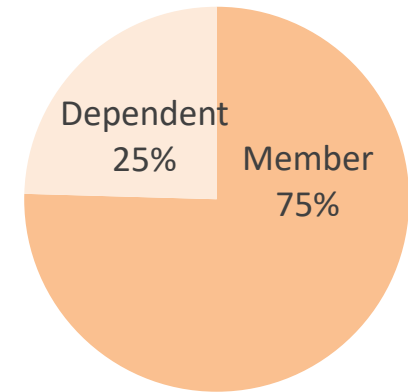
Claims Payment



Distribution of Claims Paid by Patient Type

Patient Type	Total Amount of Claims Paid	Total Number of Claims Paid
Member	Php 28,236,445,409	3,290,517
Dependent	8,676,620,395	1,070,678
Total	Php 36,913,065,804	4,361,195

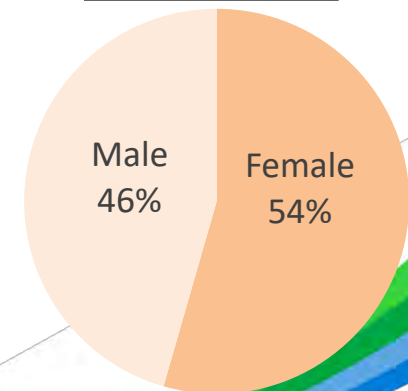
Distribution by Number of Claims Paid (Patient Type)



Distribution of Claims Paid by Sex

Patient Sex	Total Amount of Claims Paid	Total Number of Claims Paid
Female	Php 20,765,512,467	2,374,906
Male	16,147,553,336	1,986,289
Total	Php 36,913,065,804	4,361,195

Distribution by Number of Claims Paid (Sex)



Note/s:

Processed using PhilHealth Claims Dashboard extracted August 11, 2021.

Claims payment includes all claims paid from January 1 to June 30, 2021, regardless of date received.

Claims Payment



Distribution of Claims Paid by Age Group

Patient Age Group	Total Amount of Claims Paid	Total Number of Claims Paid	% Distribution to Total Number of Claims Paid
< 1	Php 2,809,239,491	485,685	11 %
1 - 4	958,719,541	102,708	2 %
5 - 9	591,761,078	63,303	1.5 %
10 - 14	550,079,894	55,993	1.3 %
15 - 19	1,118,114,309	123,393	3 %
20 - 24	2,347,057,255	285,498	7 %
25 - 29	3,217,788,021	398,156	9 %
30 - 34	3,124,190,502	380,949	9 %
35 - 39	2,581,216,170	305,136	7 %
40 - 44	2,275,892,039	271,629	6.2 %
45 - 49	2,178,550,085	257,573	5.9 %
50 - 54	2,475,091,217	289,050	6.6 %
55 - 59	2,697,978,338	304,856	7.0 %
60 and above	9,987,387,863	1,037,266	24 %
Total	Php 36,913,065,804	4,361,195	100%

Note/s:

Processed using PhilHealth Claims Dashboard extracted August 11, 2021.

Claims payment includes all claims paid from January 1 to June 30, 2021, regardless of date received.

Claims Payment



Distribution of Claims Paid by Sector

Sector	Total Amount of Claims Paid	Total Number of Claims Paid	% Distribution to Total Number of Claims Paid
Private	Php 22,895,629,434	2,611,898	60%
Government	14,007,716,812	1,748,872	40%
International	9,719,558	425	0.01%
Total	Php 36,913,065,804	4,361,195	100%

Distribution of Claims Paid by Illness Type

Illness Type	Total Amount of Claims Paid	Total Number of Claims Paid	% Distribution to Total Number of Claims Paid
Procedural	Php 25,329,263,936	3,418,824	78%
Medical	11,388,472,526	931,614	21%
Unclassified	195,329,341	10,757	0.2%
Total	Php 36,913,065,804	4,361,195	100%

Note/s:

Processed using PhilHealth Claims Dashboard extracted August 11, 2021.

Claims payment includes all claims paid from January 1 to June 30, 2021, regardless of date received.

Claims Payment

Distribution of Claims Paid by HCI Class



HCI Class	Total Amount of Claims Paid	Total Number of Claims Paid	% Distribution to Total Number of Claims Paid
Level 3 Hospital	Php 10,090,237,670	1,190,113	27%
Level 2 Hospital	10,729,446,678	1,169,054	27%
Level 1 Hospital	8,991,903,637	933,129	21%
Free-Standing Dialysis Clinic	3,288,431,793	413,738	9%
MCP Provider	1,512,985,446	278,279	6%
Infirmery/Dispensary	902,954,180	155,366	4%
Diagnostic Service Provider	220,480,060	105,001	2%
Ambulatory Surgical Clinic	750,017,112	55,278	1%
Animal Bite Package Provider	88,927,500	28,093	1%
TB-Dots Package Provider	82,710,000	17,654	0.4%
Community Isolation Unit	210,930,804	9,396	0.2%
HIV Treatment Hub	28,650,000	3,820	0.1%
Family Planning Clinic	5,390,000	1,813	0.04%
Un-classified	9,694,425	430	0.01%
Drug Abuse Treatment and Rehabilitation Center	300,000	30	0.001%
Primary Health Clinic	6,500	1	0.00002%
Total	Php 36,913,065,804	4,361,195	100%

Note/s:

Processed using PhilHealth Claims Dashboard extracted August 11, 2021.

Claims payment includes all claims paid from January 1 to June 30, 2021, regardless of date received.

Claims Payment



Top 10 Medical Cases (ranked by count)*

Rank	Illness Description	Total Amount of Claims Paid	Total No. of Claims Paid
1	Pneumonia Moderate Risk	Php 1,201,238,560	83,105
2	Hypertensive Emergency/Urgency	528,899,770	62,821
3	Acute Gastroenteritis	284,223,490	51,611
4	Dengue Fever	480,255,460	50,005
5	Urinary Tract Infection Admissible	333,047,860	49,116
6	Peptic Ulcer Disease Without Hemorrhage	210,234,250	37,898
7	Stroke Infarction	960,006,500	34,162
8	Newborn Sepsis	335,709,590	24,416
9	Maternal Comorbidities Conditions	131,222,020	19,331
10	Anemia	191,656,428	18,744

Note/s:

*Case rate category that covers medical cases reimbursed by the Corporation ranking was based on the Illness Grouping.

Processed using PhilHealth Corporate Dashboard extracted August 11, 2021.

Claims payment includes all claims paid from January 1 to June 30, 2021, regardless of date received.

Claims Payment



Top 10 RVS based Packages and Procedures (ranked by count)*

Rank	Illness Description	Total Amount of Claims Paid	Total No. of Claims Paid
1	Hemodialysis Procedure	Php 6,233,792,430	1,256,635
2	Sars-CoV-2 Testing using RT-PCR	1,618,597,689	598,377
3	Vaginal Delivery	2,506,824,180	360,194
4	Expanded Newborn Care Package	968,550,570	342,095
5	Cesarian Delivery	2,626,344,340	132,362
6	Chemotherapy Administration	516,746,120	70,400
7	Outpatient HIV / AIDS Packages	345,240,000	46,032
8	Intensity Modulated Treatment Delivery, Single Or Multiple Fields/Arcs, Via Narrow Spatially And Temporally Modulated Beams, Binary, Dynamic MLC Per Session	295,147,940	36,680
9	Radiation Treatment Delivery (Linear Accelerator)	186,676,120	32,554
10	Extracapsular Cataract Removal w/ Insertion of Intraocular Lens Prosthesis (One Stage Procedure), (e.g. Phacoemulsification)	489,249,330	30,531

Note/s:

*Case rate category that covers procedural cases reimbursed by the Corporation ranking was based on the Illness Grouping.

Processed using PhilHealth Corporate Dashboard extracted August 11, 2021.

Claims payment includes all claims paid from January 1 to June 30, 2021, regardless of date received.

Claims Processing

Utilization related to SDGs*



SUSTAINABLE DEVELOPMENT GOALS



January 1 to June 30, 2021

SDG-Related Packages	Total Amount of Claims Paid	Total No. of Claims Paid
Maternal Benefits	Php 1,941,111,580	192,822
Caesarean Delivery	882,498,810	44,561
Normal Delivery	948,586,050	135,248
Undelivered Cases (Baby Delivered In Referral Facility) In Non-hospital Facilities	9,750	15
Breech Extraction	12,633,790	1,032
Maternal Comorbidities Conditions	94,905,230	11,884
Subtotal or Total Hysterectomy After Cesarean Delivery	2,477,950	82
Newborn Care		
Newborn Care Package	307,424,800	108,565
Infectious Diseases	227,933,010	30,658
Pulmonary Tuberculosis	47,955,510	6,661
Outpatient HIV / Aids Packages	179,977,500	23,997
Family Planning	16,035,000	5,485
Bilateral Tubal Ligation	312,000	78
Vasectomy, Unilateral Or Bilateral	44,000	11
Insertion of Intrauterine Device (IUD)	1,018,000	509
Subdermal Contraceptive Implant	14,661,000	4,887
Tropical Diseases		
Malaria	100,800	27
Total	Php 2,492,605,190	337,557

Note/s:

*SDGs: <https://sustainabledevelopment.un.org/sdgs>

Processed using PhilHealth Corporate Dashboard extracted August 11, 2021.

For SDG monitoring purposes claims payment only includes claims admitted and paid from January 1 to June 30, 2021.



Financial Coverage

How Much is Covered?

Benefit Expense

January 1 to June 30, 2021



Distribution by Membership Category

Membership Category	Amount
Direct Contributors*	26,107,225,468
Employed: Private	10,903,436,696
Employed: Government	4,520,443,003
Informal Economy	10,683,345,769
Indirect Contributors*	21,371,354,519
Indigents / NHTS-PR	8,451,406,572
Senior Citizens	10,643,390,140
Sponsored Program	2,276,557,808
Lifetime Members **	2,612,139,075
Interim Financing Mechanism***	2,218,686,288
Total	52,309,405,350

Note/s:

*New categorization based on Republic Act No.11223 (UHC Act)

**The Lifetime members benefit claims expenses for 2021 was applied against the balance of the Insurance Liability for Lifetime members account previously set-up by the Corporation.

*** Interim Financing Mechanism or payments to the Philippine Red Cross.

- Benefit Payments includes Primary Care Benefit (PCB) Package
- Source: Fund Management Sector as of September 1, 2021.



Supplemental Information

Supplemental Info.



6,931 PhilHealth
personnel nationwide*

CONTACT INFORMATION

Call Center Hotline 84417442

(Self-help only; agent assistance temporarily not available)

Callback Channel: 0921-630-0009

Text "PHICcallback [space] Mobile No. or Metro Manila landline [space] details of your concern" and we will call you during office hours.



actioncenter@philhealth.gov.ph
facebook.com/PhilHealthOfficial/
twitter.com/teamphilhealth/

Aside from the Head Office (709 Shaw Blvd., Pasig City), there are more than 340 PhilHealth offices established nationwide**

- 17 Regional and 5 Branch Offices
- 114 Local Health Insurance Offices
- 63 PhilHealth Express
- 16 Satellite Offices
- 16 Business Centers
- 16 Service Desks
- 100 Malasakit Centers

Further, PhilHealth also has 571 PhilHealth CARES*** deployed in 873 healthcare facilities nationwide ready to cater to members' needs

Note/s:

*Filled positions as of August 2021

**Exact location of regional offices (and contact details) can be accessed online: https://www.philhealth.gov.ph/about_us/map/regional.htm; Further, due to the pandemic, the operating hours of smaller offices are subject to change (e.g. community quarantine status, disinfection schedules, scheduled days / operating hours, etc.); Except for Malasakit Centers, data is as of April 2021.

***PCARES: PhilHealth Customer. Assistance, Relations and Empowerment Staff - <https://www.philhealth.gov.ph/circulars/2016/circ2016-009.pdf>

- **Local Health Insurance Offices (LHIOs):** offices strategically located in high-traffic areas processing membership concerns (e.g. registration, updating of records, inquiries, etc.), receiving of accreditation documents (healthcare facilities, professionals), claims processing (facilities and individual claims), and collections/cashiering functions (premium payments, employer remittances)
- **Satellite Offices / Business Centers:** smaller offices compared to LHIOs, these units are strategically located in high-traffic areas processing membership concerns, receiving of accreditation documents, and claims processing; no collections/cashiering functions (except for SM Aura, Taguig and POEA, Mandaluyong)
- **PhilHealth Express:** smaller offices or "booths" usually situated in high traffic areas (e.g. malls, markets, etc.) processing only membership concerns and receiving of individual claims; no cashiering functions
- **Service Desks:** "booths" or "desks" usually located in LGUs (e.g. municipal hall, city hall, etc.) processing only membership concerns; no cashiering functions; scheduled set-up (e.g. only open a fixed number of days per week – 2 or 3 days out of 5); also set-up in far-flung and/or Geographically-Isolated and Disadvantaged Areas (GIDAs)
- **Malasakit Centers:** situated in government hospitals, these centers are one-stop-shops intended to provide indigent patients access to various medical assistance funds of the government. These centers house PhilHealth and the Department of Social Welfare and Development, among others.

Contents

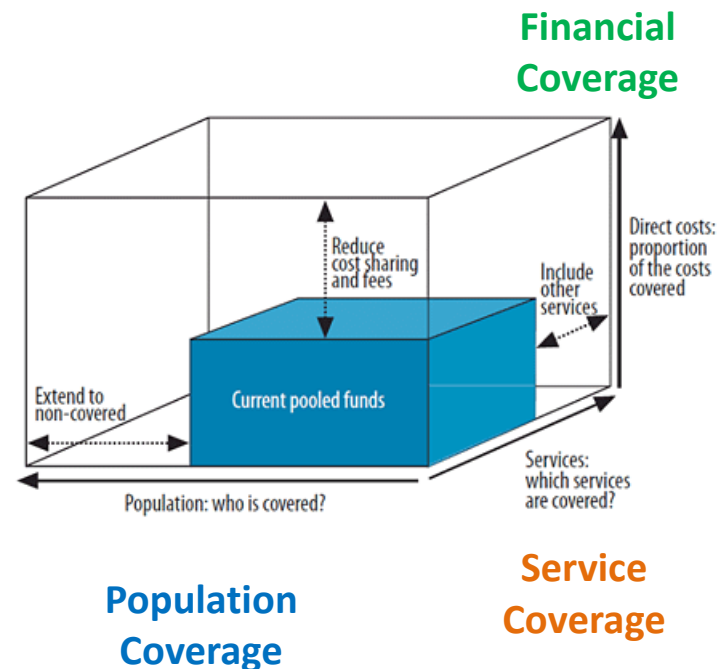
UHC Framework as adopted in Republic Act No.11223 (UHC Act)*

The best and easiest way to appreciate Universal Health Care (UHC) is through the UHC Cube. The UHC Cube is a figure created by the World Health Organization to represent in an image the relationship between where the current state (smaller box) of the country's health financing scheme relative to the "ideal" (larger box).

The cube has 3 dimensions: Population (X axis), Financial (Y axis), and Service Coverage (Z axis):

- **Population Coverage** refers to "who is covered" by the program - the share of population that is currently enrolled in the program and is eligible to avail of their benefits.
- **Services Coverage** refers to "which services are covered" - the full breadth of services being paid for by the program relative to the identified services deemed essential to cover.
- **Financial Coverage** refers to "how much is covered". It illustrates the difference between the cost of care and the share being covered by the program.

UHC is "achieved" when the smaller box (pooled funds managed by the program) approaches near the size of the larger box (ideal level of coverage as provided for in the law or as determined by the program).



Source: https://www.who.int/health_financing/strategy/dimensions/en/

*RA11223: https://www.philhealth.gov.ph/about_us/RA11223_UHC.pdf

Prepared by the:
Corporate Planning Department

Sources/Inputs/Acknowledgements:

Accreditation Department
Area Offices
Comptrollership Department
Corporate Communications Department
Health Finance Policy Sector
Human Resource Department
Member Management Group
Organization and Systems Development Office
PhilHealth Regional Offices
Program Management Team – Claims
Standards Monitoring Department
Task Force Informatics

flaticon.com