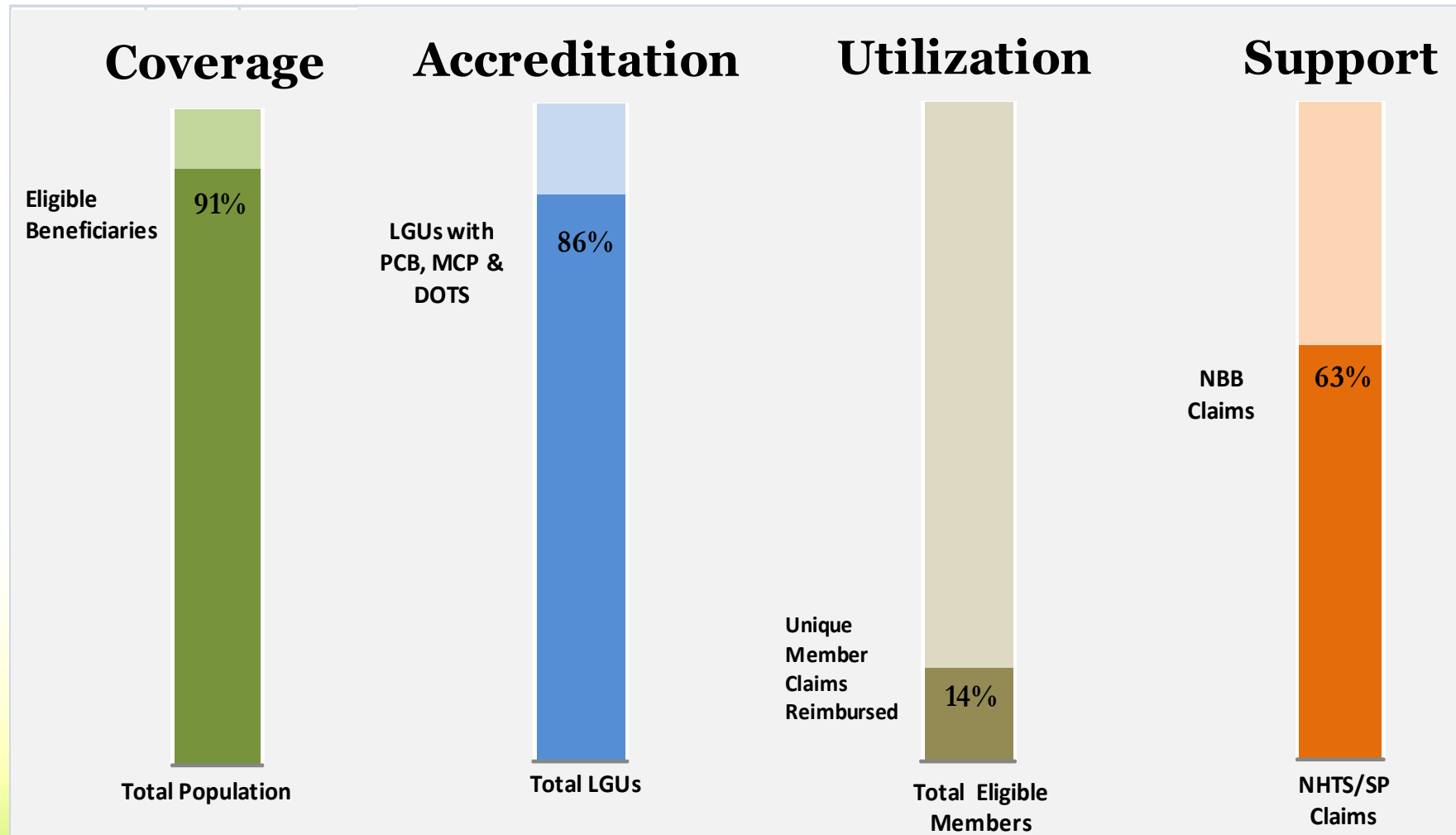


# 2016 Stats & Charts

# NHIP Dashboard Indicators

*as of December 31, 2016*




# Covered Members and Dependents

as of December 31, 2016

Sector		Members	Dependents	Beneficiaries
Members in the Formal Economy		<b>14,636,188</b>	<b>14,674,103</b>	<b>29,310,291</b>
	Private	12,465,283	10,839,327	23,304,610
	Government	2,102,361	3,783,503	5,885,864
	Household Help/Kasambahay	67,598	49,952	117,550
	Enterprise Owner & Family Drivers	946	1,321	2,267
Members in the Informal Economy		<b>3,260,811</b>	<b>4,907,400</b>	<b>8,168,211</b>
	Migrant Worker	659,311	951,543	1,610,854
	Informal Sector	2,177,414	3,349,326	5,526,740
	Self-Earning Individual	409,751	586,676	996,427
	Organized Group and Others	14,335	19,855	34,190
Indigents		<b>14,641,685</b>	<b>28,844,119</b>	<b>43,485,804</b>
Sponsored Members		<b>1,217,941</b>	<b>1,560,458</b>	<b>2,778,399</b>
Senior Citizens		<b>6,245,583</b>	<b>1,328,749</b>	<b>7,574,332</b>
Lifetime Members		<b>1,229,641</b>	<b>854,183</b>	<b>2,083,824</b>
<b>TOTAL</b>		<b>41,231,849</b>	<b>52,169,012</b>	<b>93,400,861</b>

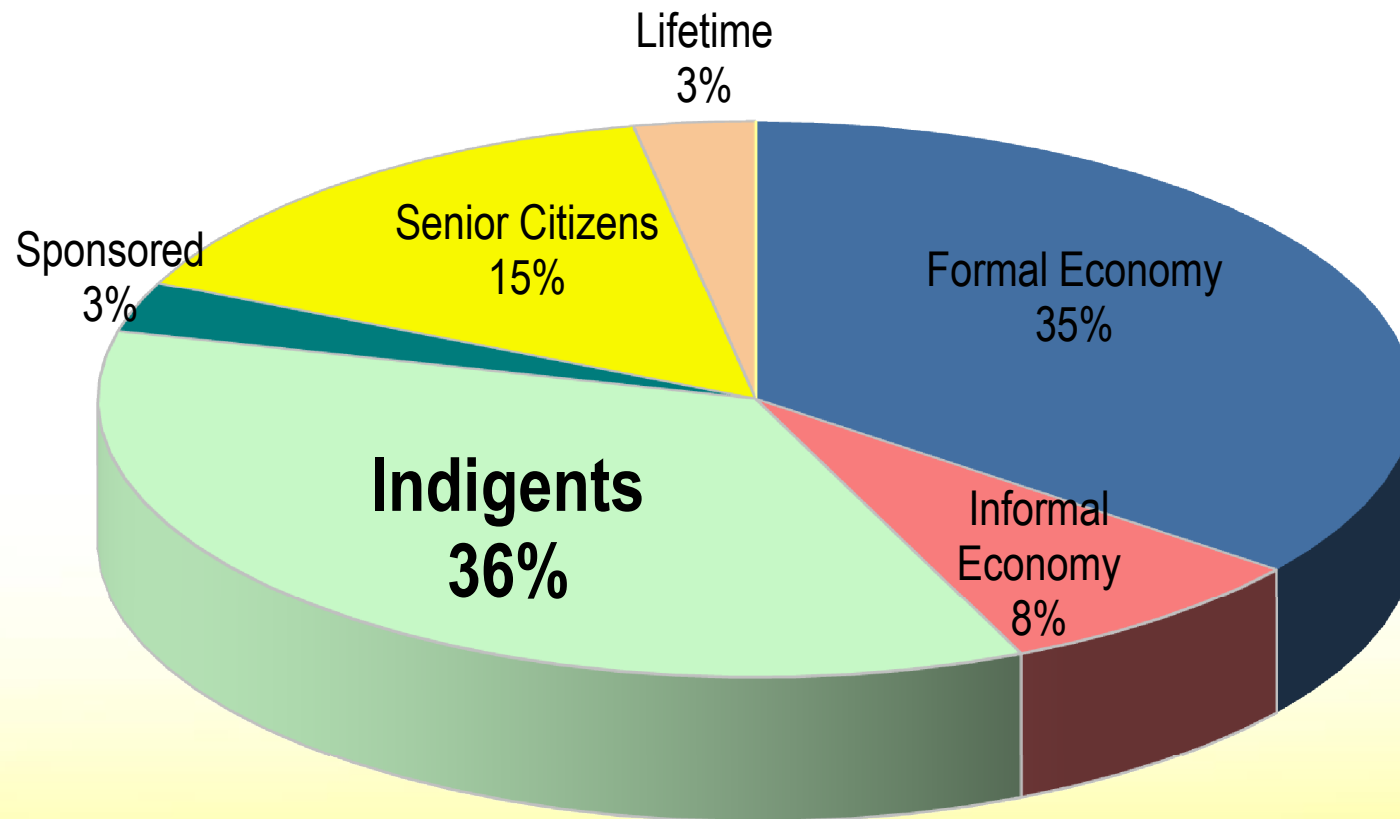
**Note:**

- Indigent count of members and dependents was based on DSWD Listahanan database and are subject for further validation.
- 2016 Projected Population is 102,715,749 estimated from the August 2015 PopCen by PSA.



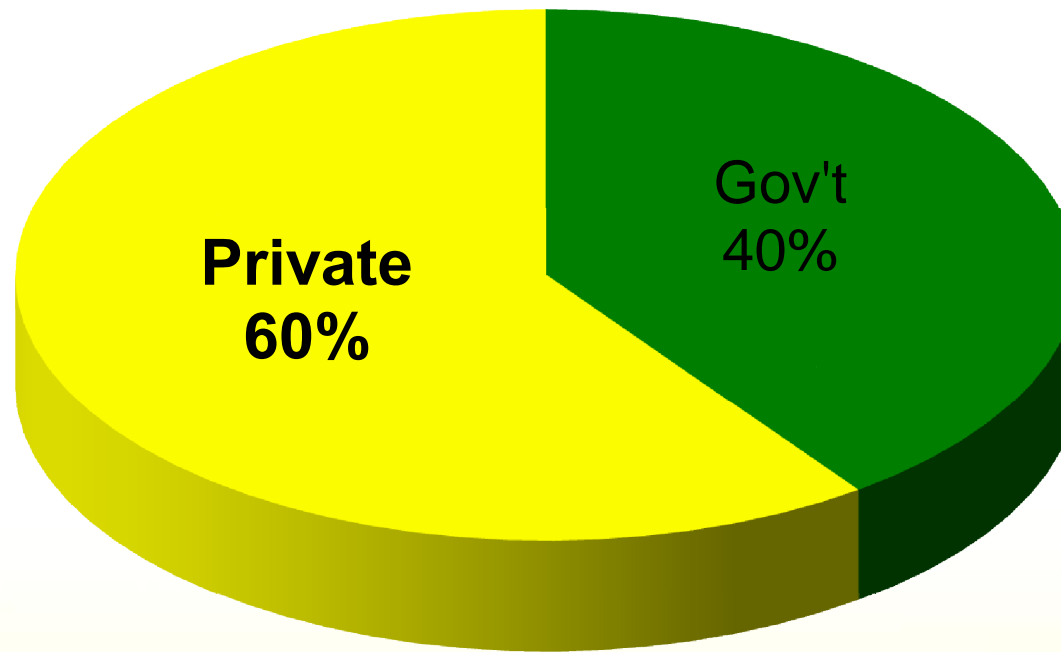
# Covered Members (by Sector)

*as of December 31, 2016*



# Accreditation

*as of December 31, 2016*



100% of DOH-licensed hospitals are accredited by PhilHealth

# Accreditation

## Institutional Health Care Providers (IHCP)

*as of December 31, 2016*

Type of Ownership	Government	Private	Total
Accredited Facilities	758	1,137	1,895

*Note : Includes all accredited hospitals and infirmaries*

	Primary Care Benefit Package	Maternity Care Package	DOTS Package
Number of Accredited Outpatient Clinics	2,557	3,102	1,973
No. of cities & municipalities with Accredited OP Clinics*	1,578	1,463	1,403
% to total cities & municipalities	97%	90%	86%

*A city or municipality may have more than one outpatient clinic accredited by PhilHealth to provide NHIP benefits and services.  
There are 1,634 LGUs nationwide.*

# Accreditation of Facilities

## (by Category)

*as of December 31, 2016*

Category	Sector		Total
	Private	Government	
Level 1	450	325	775
Level 2	268	47	315
Level 3	64	49	113
Infirmary	355	337	692
Total	1,137	758	1,895
% to Total	60%	40%	100%

# Benefit Payment

*January 1 to December 31, 2016*

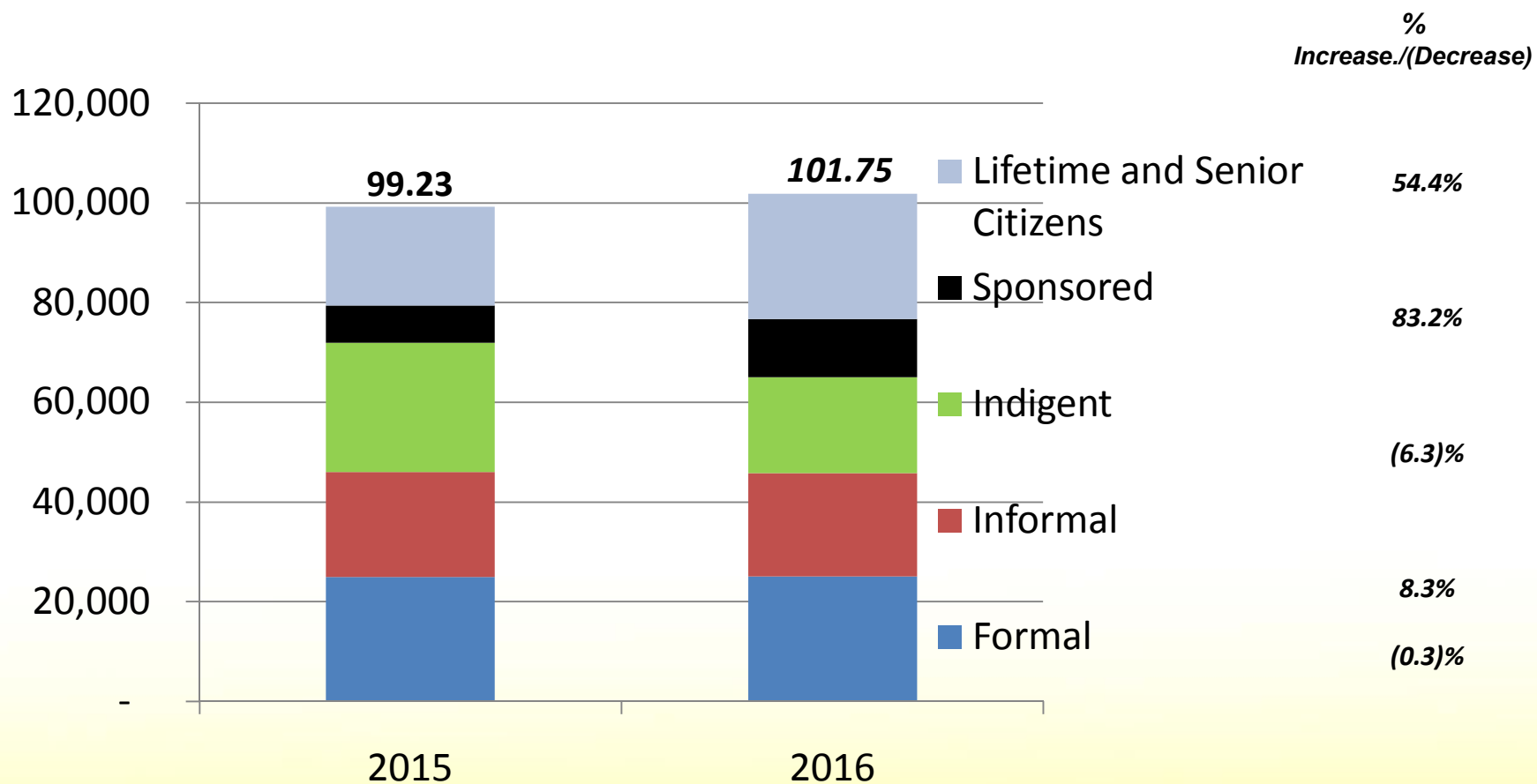
Sector	Benefit Payment (in million pesos)	% to Total Benefit
<b>Formal Economy</b>	<b>24,967.52</b>	<b>25%</b>
Government	7,424.32	7%
Private	17,543.20	17%
<b>Informal Economy</b>	<b>20,764.44</b>	<b>20%</b>
Migrant Worker	1,302.52	1%
Informal Sector/Self Earning Individuals	19,461.92	19%
<b>Indigent-NHTS including PCB</b>	<b>19,209.46</b>	<b>19%</b>
Sponsored	11,703.88	12%
<b>Lifetime Member Program &amp; Senior Citizens</b>	<b>25,107.21</b>	<b>25%</b>
<b>Total</b>	<b>101,752.50</b>	<b>100%</b>

Source: Financial Statements



# Benefit Payment (in Billion Pesos)

January 1 to December 31, 2016



Source : Financial Statement

# Claims Processing

(Number of Claims Paid Per Sector)

*January 1 to December 31, 2016*

Sector	Number	Percent Distribution
<b>All Sectors</b>	<b>9,812,299</b>	<b>100%</b>
Government	660,848	7%
Private	1,600,135	16%
IPP	2,065,398	21%
OWP	177,539	2%
NHTS/Sponsored	3,248,740	33%
Lifetime	2,059,639	21%

*Number of claims paid were extracted from Oracle Claims tables based on check date , extracted 2/13/2017.*

# Claims Processing

## Number and Amount of Claims Paid Per Type of Facility

January 1 to December 31, 2016

TYPE of FACILITY	Total Number of Claims Paid	Total Amount of Claims Paid
LEVEL 1 HOSPITAL	2,414,574	24,740,671,030
LEVEL 2 HOSPITAL	2,197,728	24,856,682,503
LEVEL 3 HOSPITAL	2,041,511	25,583,810,903
AMBULATORY SURGICAL CLINIC	147,916	1,951,695,657
ANIMAL BITE PACKAGE PROVIDER	36,875	111,500,351
FREE STANDING DIALYSIS CLINIC	264,931	2,581,479,021
INFIRMARY/DISPENSARY	654,953	4,295,486,871
MCP PROVIDER	559,998	2,787,556,602
OUTPATIENT MALARIA PROVIDER	131	214,350
PRIMARY HEALTH CLINIC	107	164,000
TB DOTS PACKAGE PROVIDER	48,191	101,588,524
Un-Classified	2,307	42,262,504
<b>Total</b>	<b>8,366,915</b>	<b>87,010,849,812</b>

Note : Number of claims paid were extracted from Oracle Claims tables based on check date extracted on 2/13/2017 c/o TFI.

# Z-Benefit

## Number and Amount of Claims Paid Per Package

*January 1 to December 31, 2016*

Z Benefit Package	Total Number of Unique Claims Paid	Total Amount of Claims Paid	% Distribution to Total No. of Z Ben. Claims Paid
BREAST CANCER	222	19,000,000	20%
CABG	286	156,350,000	26%
CERVICAL CANCER HD	9	1,325,000	1%
INTRAMEDULLARY NAIL WITH INTERLOCKING SCREWS	1	48,740	0%
KIDNEY TRANSPLANTATION	172	103,150,000	16%
LEUKEMIA	26	3,955,000	2%
PD FIRST	120	11,578,160	11%
PROSTATE CANCER	8	800,000	1%
Tetralogy of Fallot	86	27,370,000	8%
TOTAL HIP PROSTHESIS, CEMENTED	2	206,800	0%
TOTAL HIP PROSTHESIS, CEMENTLESS	13	2,541,000	1%
Ventricular Septal Defect	152	37,400,000	14%
<b>Grand Total</b>	<b>1,097</b>	<b>363,724,700</b>	<b>100%</b>

*Number of claims paid and total amount of claims paid comprising tranche 1 payments paid in CY 2016 as extracted by TFI.*

# Z-Benefit

## Number and Amount of Claims Paid Per Institution

*January 1 to December 31, 2016*

HEALTH CARE INSTITUTION	NUMBER OF CLAIMS	AMOUNT
ANGELES UNIVERSITY FOUNDATION MEDICAL CENTER	7	4,000,000
BAGUIO GENERAL HOSPITAL AND MEDICAL CENTER	31	2,705,000
BATANGAS MEDICAL CENTER	41	3,475,000
BICOL MEDICAL CENTER	7	525,000
BICOL REGIONAL TRAINING AND TEACHING HOSPITAL	5	495,000
CAGAYAN VALLEY MEDICAL CENTER	14	1,075,000
CORAZON LOCSIN MONTELIBANO MEM. REG'L HOSP.	47	2,835,648
DAVAO REGIONAL MEDICAL CENTER	5	375,000
EAST AVENUE MEDICAL CENTER	2	150,000
LORMA MEDICAL CENTER	1	550,000
MARY MEDIATRIX MEDICAL CENTER	10	5,000,000
NATIONAL KIDNEY AND TRANSPLANT INSTITUTE	219	90,507,512
NORTHERN MINDANAO MEDICAL CENTER	45	9,462,740
PHILIPPINE CHILDREN'S MEDICAL CENTER	8	1,330,000
PHILIPPINE HEART CENTER	452	188,310,000
QUIRINO MEMORIAL MEDICAL CENTER	1	75,000
SOUTHERN PHILIPPINES MEDICAL CENTER	65	23,685,000
ST. FRANCES CABRINI MEDICAL CENTER, INC.	1	75,000
ST. LUKE'S MEDICAL CENTER - GLOBAL CITY	12	7,100,000
ST. PAUL'S HOSPITAL OF ILOILO, INC.	1	600,000
UP-PHILIPPINE GENERAL HOSPITAL	28	4,105,000
VICENTE SOTTO MEMORIAL MEDICAL CENTER	70	14,728,800
WESTERN VISAYAS MEDICAL CENTER	25	2,560,000
<b>Grand Total</b>	<b>1,097</b>	<b>363,724,700</b>

*Number of claims paid and total amount of claims paid comprising tranche 1 payments paid in CY 2016 as extracted by TFI.*

# ClaimsProcessing

## Top 10 Medical Case by ICD-10 Codes

January 1 to December 31, 2016

ICD 10 Code	DESCRIPTION	Total No. of Claims Paid	Total Amount of Claims Paid
J18.92	Community-Acquired Pneumonia III (This classification utilized the American Thoracic Society recommendation. This is equivalent to CAP, moderate risk in the Philippine Clinical Practice Guidelines on the Diagnosis, Empiric Management and Prevention of the C	647,340	9,459,906,214.00
A09.9	Acute Gastroenteritis	381,492	2,183,907,050.00
N39.0	Urinary Tract Infection, Site Not Specified	261,248	1,837,379,950.00
A91.1	Dengue with Warning Signs	164,404	1,613,909,960.00
J45.90	Bronchial Asthma in Acute Exacerbation	137,144	1,162,199,250.00
K29.1	Other Acute Gastritis	124,373	720,907,950.00
A90	Dengue without Warning Signs	117,340	1,133,620,210.00
I10.9	Essential Hypertension; Malignant Hypertension	107,550	936,240,580.00
I10.1	Hypertension Stage II	104,182	903,177,128.00
P36.9	Bacterial Sepsis of Newborn, Unspecified	86,573	1,102,412,660.00

**Note :** Number of claims paid were extracted from Oracle Claims tables based on check date extracted by TFI on 2/13/2017.

# Claims Processing

## Top 10 Procedures by RVS Codes

January 1 to December 31, 2016

RVS Code	Procedure	Total No. of Claims Paid	Total Amount of Claims Paid
90935	Hemodialysis Procedure	1,517,054	8,084,414,155.17
99432	Normal Newborn Care Package	818,465	1,318,849,430.00
NSD01	Routine Obstetric Care Including Antepartum Care, Vaginal Delivery And/Or Postpartum Care (Normal Spontaneous Delivery Package) for Hospitals	469,657	2,454,612,370.00
MCP01	Maternity Care Package	350,312	2,778,408,400.00
59513	Caesarean Section, Primary	155,919	3,044,989,320.00
59409	Vaginal Delivery Only (w/ Episiotomy)	119,237	1,166,613,910.00
96408	Chemotherapy Administration	117,827	864,741,750.00
59514	Cesarian Delivery	112,241	2,244,944,351.19
77401	Radiation Treatment Delivery (Linear Accelerator/Cobalt)	97,093	640,837,629.10
66987	Extracapsular Cataract Removal w/ Insertion of Intraocular Lens Prosthesis (One Stage Procedure) (e.g., Phacoemulsification)	94,887	1,522,861,500.00

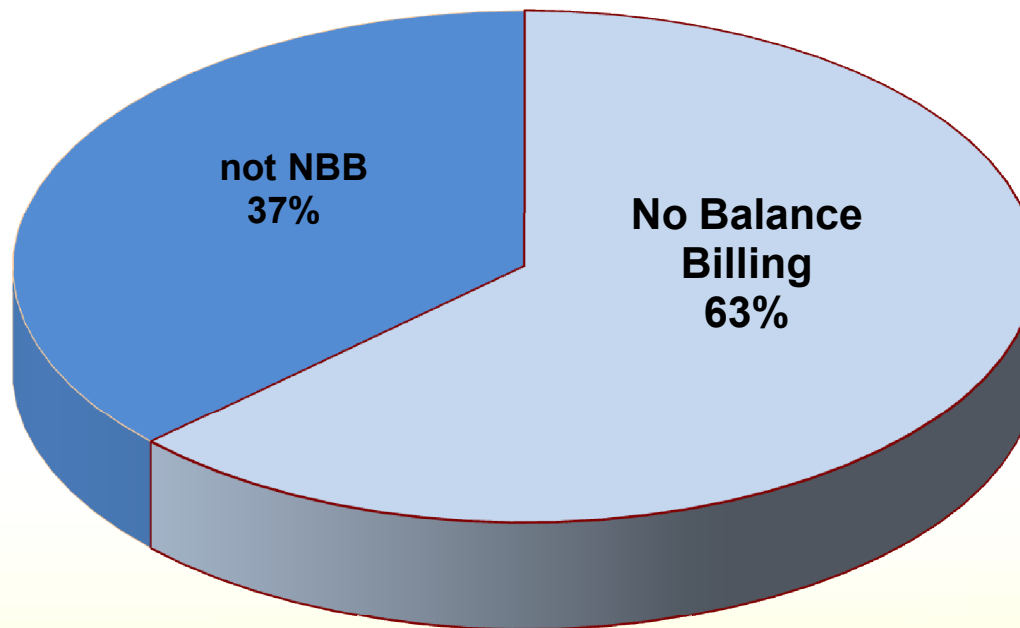
**Note :** Number of claims paid were extracted from Oracle Claims tables based on check date extracted by TFI on 2/13/2017.

The RVS codes are first case rate codes in item 9 of claim form 2 .

# Indigent-NHTS/ Sponsored Program

(Number of Claims Paid)

*January 1 to December 31, 2016*

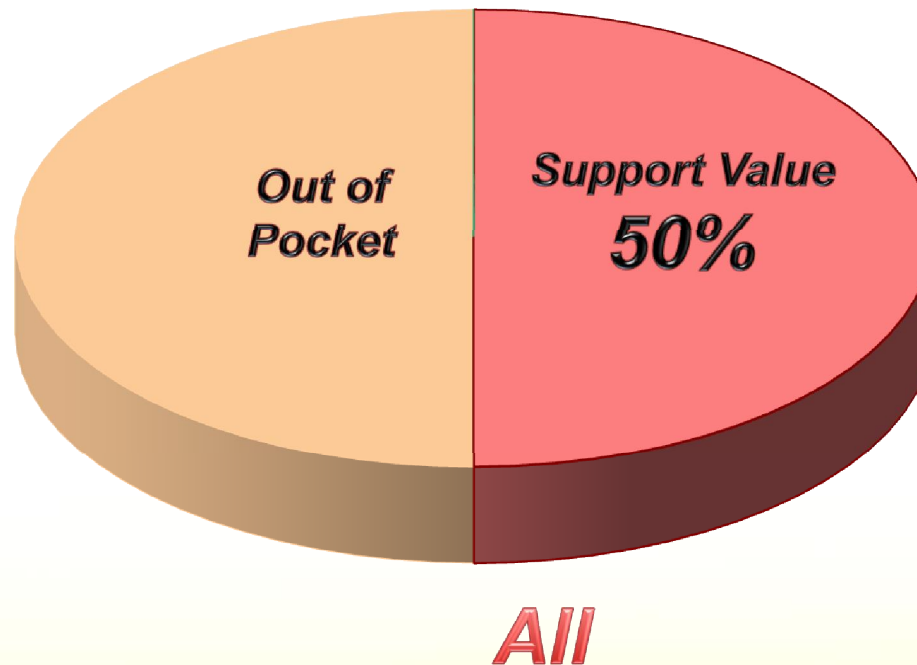


*Note: Level of NBB Compliance by PROs based on Exit Survey Results from January 1 to December 31, 2016*



# Support Value

January 1 to December 31, 2016



*Preliminary estimates using AVPC for claims paid January 1 to December 31, 2016 ₱ 9,757 over ₱ 19,511 the average cost of confinement based from the 2013 NDHS by PSA with 5% annual inflation rate.*