

# Stats & Charts

PHILIPPINE HEALTH INSURANCE CORPORATION

2009

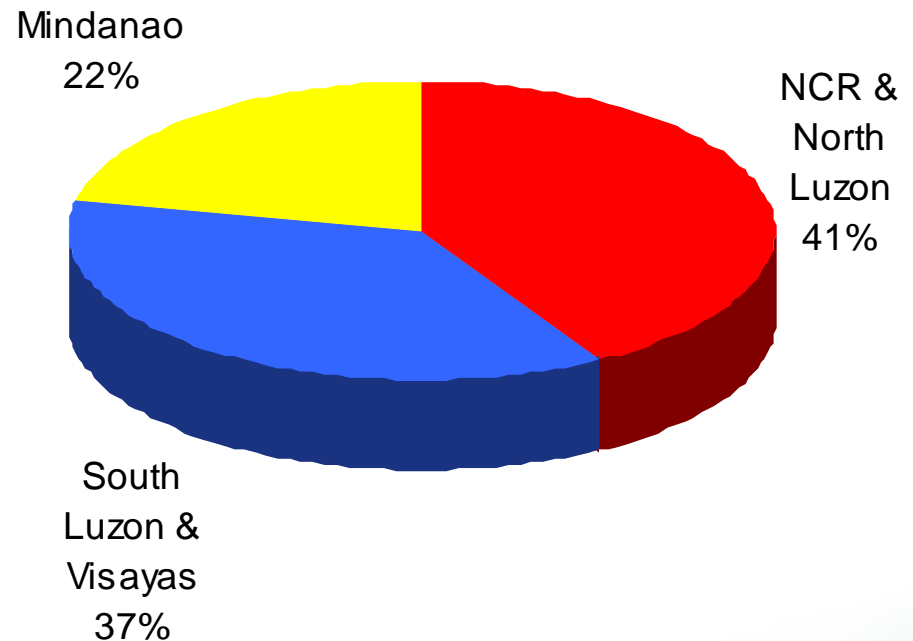


# Membership

# Membership

Philhealth has enrolled more than 20 million members for 2009.

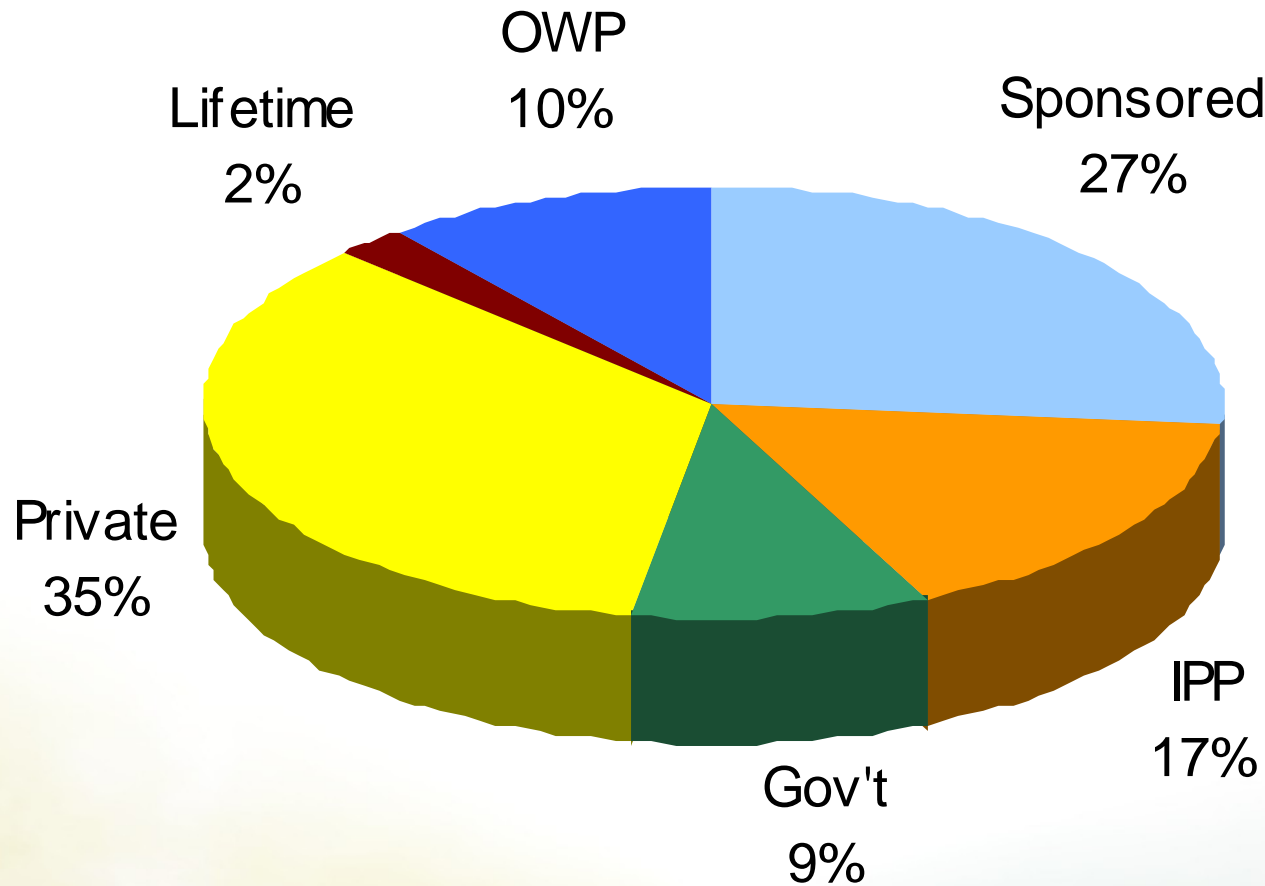
41% of our members are from NCR & North Luzon; 37% from South Luzon and Visayas; and 22% from Mindanao



Source: MMG

# Membership (by Sector)

as of December 2009



Source: MMG

# Registered Members (by Sector)

*As of December 2009*

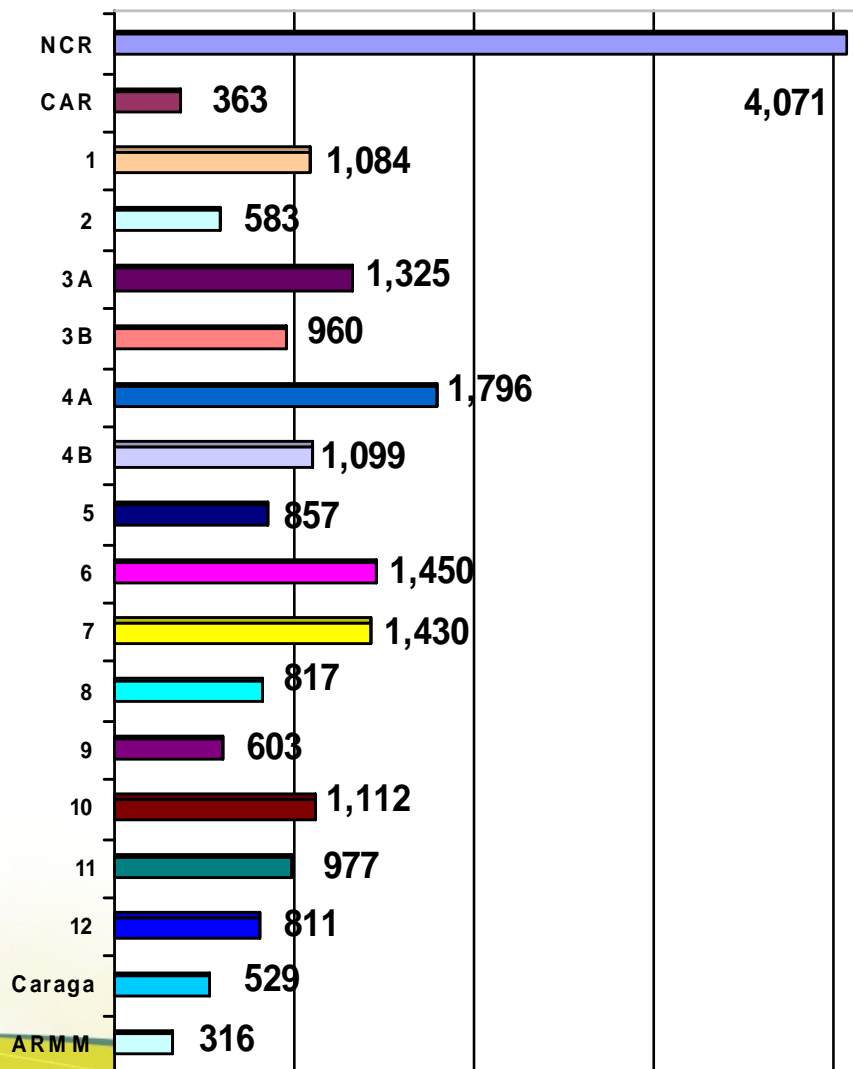
Sector	Members
Government-Employed	1.90
Private-Employed	7.01
Sponsored Program	5.38
Individually-Paying	3.33
Lifetime Members	0.46
Overseas Workers Program	2.10
<b>Total</b>	<b>20.18</b>

Source: MMG

*\* in millions*

# Registered Members (by PhRO)

As of December 2009



\* in thousands



# Premium Collections



# Premium Collections (by Sector)

*As of December 2009*

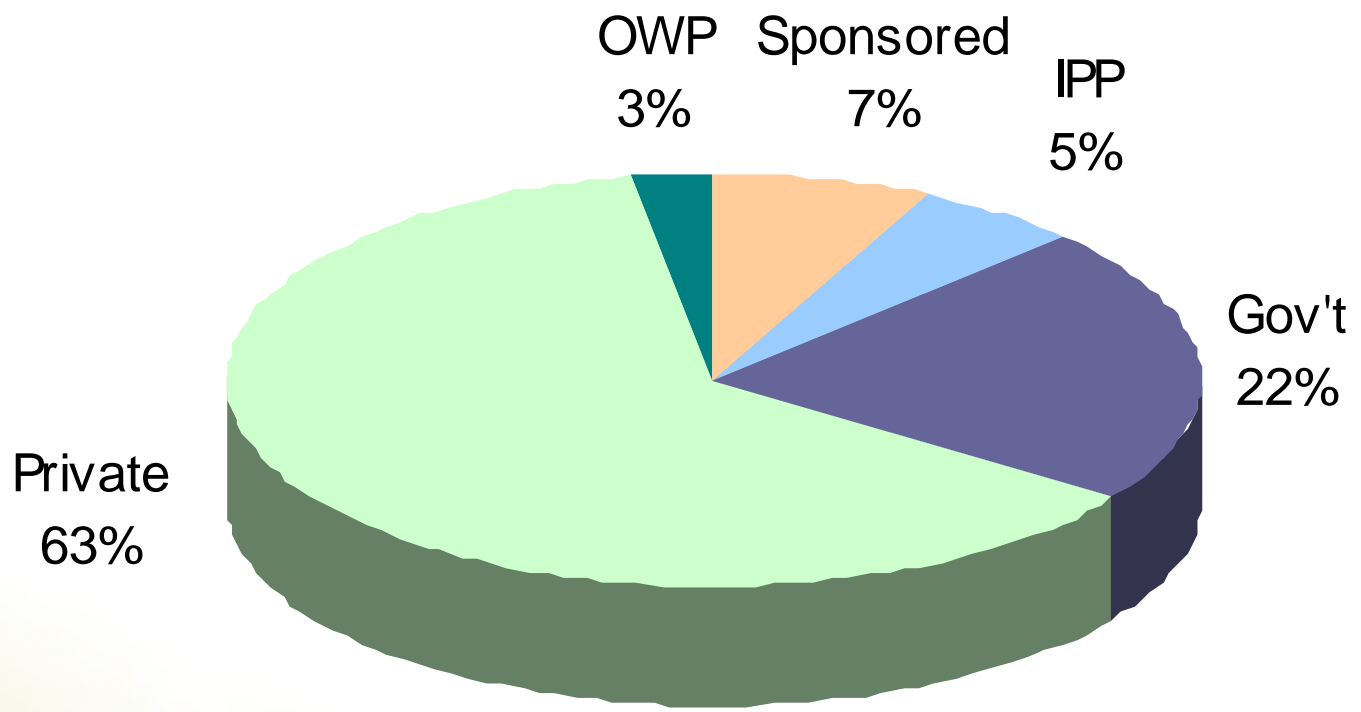
<b>Sector</b>	<b>Collections</b> <i>(in million pesos)</i>
Government-Employed	5,685.3
Private-Employed	16,264.6
Sponsored Program	1,881.0
Individually-Paying	1,427.9
Overseas Workers Program	722.4
<b>Total</b>	<b>25,981.1</b>

*Source: Financial Statements*



# Premium Collections (by Sector)

As of December 2009



Source: Financial Statements



# Benefit Payments

# Benefit Payments (by Sector)

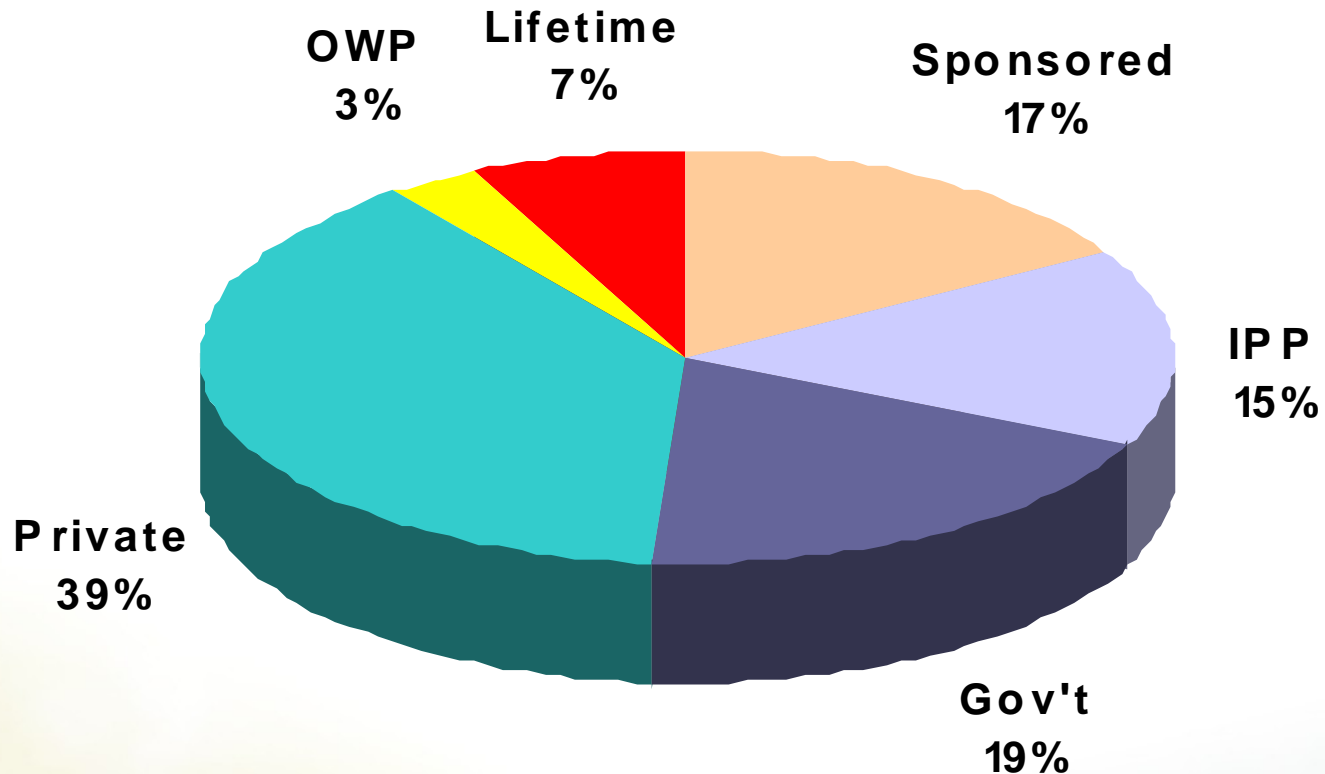
*As of December 2009*

<b>Sector</b>	<b>Benefit Payment (in million pesos)</b>
Government-Employed	4,688.4
Private-Employed	9,359.8
Sponsored Program	4,015.3
Individually-Paying	3,745.3
Lifetime Members	1,745.1
Overseas Workers Program	755.8
<b>Total</b>	<b>24,309.8</b>

*Source: Financial Statements*

# Benefit Payments (by Sector)

*As of December 2009*



*Source: Financial Statements*

# Benefit Payments (by PhRO)

*As of December 2009*

PhRO	Benefit Payments (in millions)
NCR	5,901.67
CAR	458.62
I	1,709.95
II	489.68
III	2,339.63
IV-A	1,495.30
IV-B	975.01
V	793.51
VI	1,826.54
VII	1,734.89
VIII	450.64
IX	441.87
X	1,875.37
XI	1,883.58
XII	1,471.15
CARAGA	374.78
ARMM	87.58
<b>TOTAL</b>	<b>24,309.77</b>

Source: Financial Statements

# Claims Processing

(Number of Claims Paid and AVPC Per Sector)

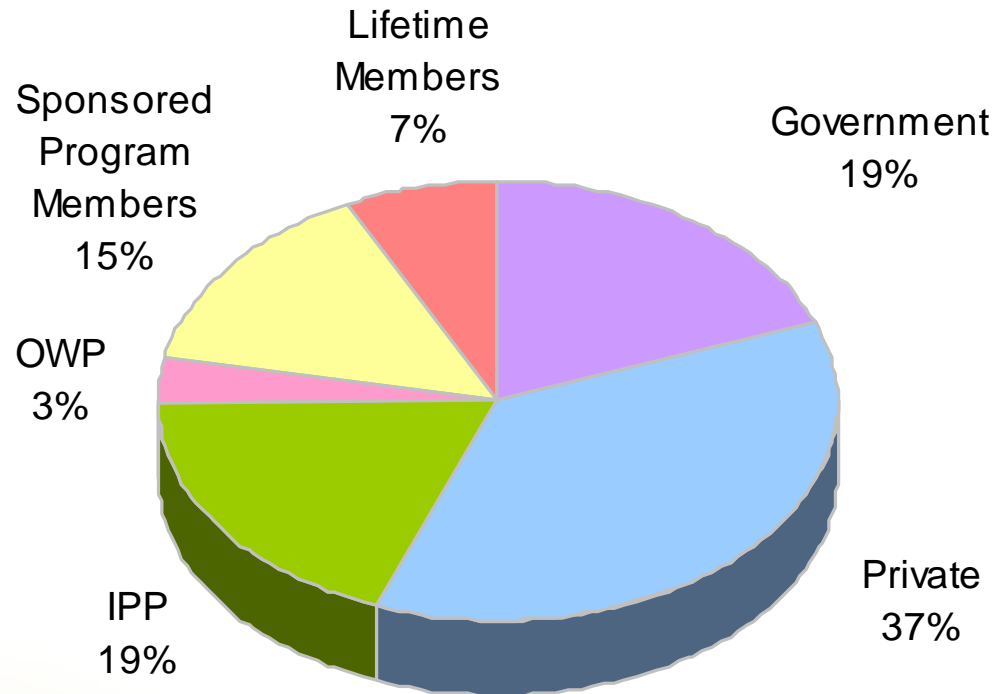
*January to December 2009*

Sector	Number	AVPC
<b>All Sectors</b>	<b>3,371,834</b>	<b>6,737</b>
Government	649,448	6,750
Private	1,236,890	6,951
IPP	635,867	6,244
OWP	105,182	7,549
Sponsored Program	501,663	6,039
Lifetime	242,784	7,996

\* Derivation of AVPC is based on amount and number of claims paid as recorded in the paid claims database

# Claims Processing

(Number of Claims Paid Per Sector)  
*January-December 2009*

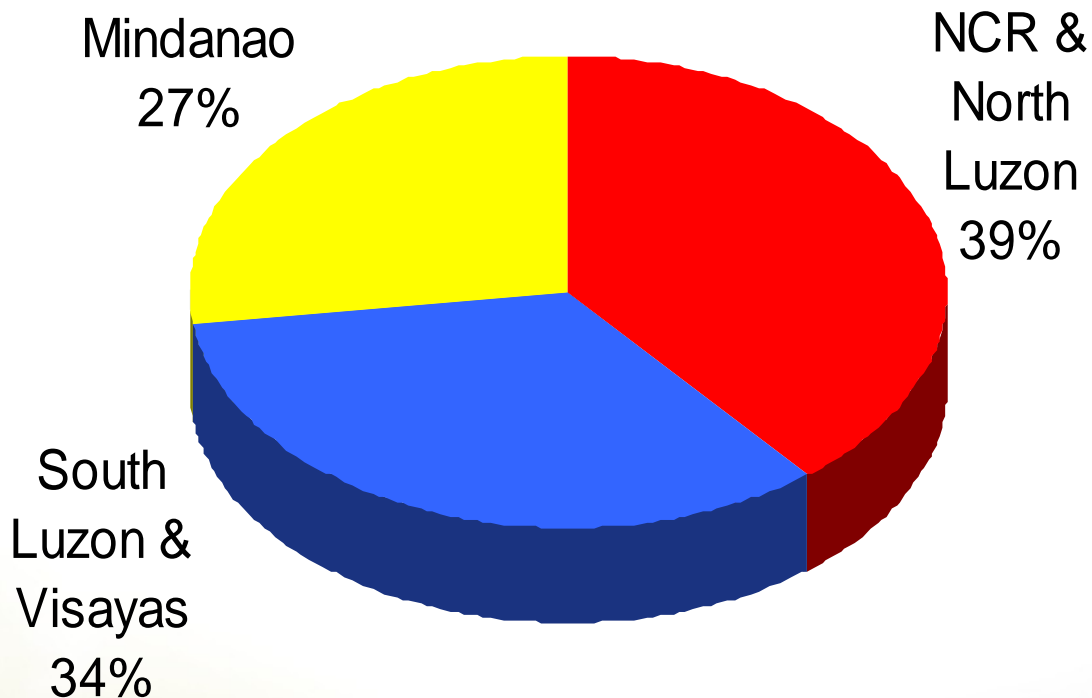




# Claims Processing

(Number of Claims Paid Per Area)

*January-December 2009*

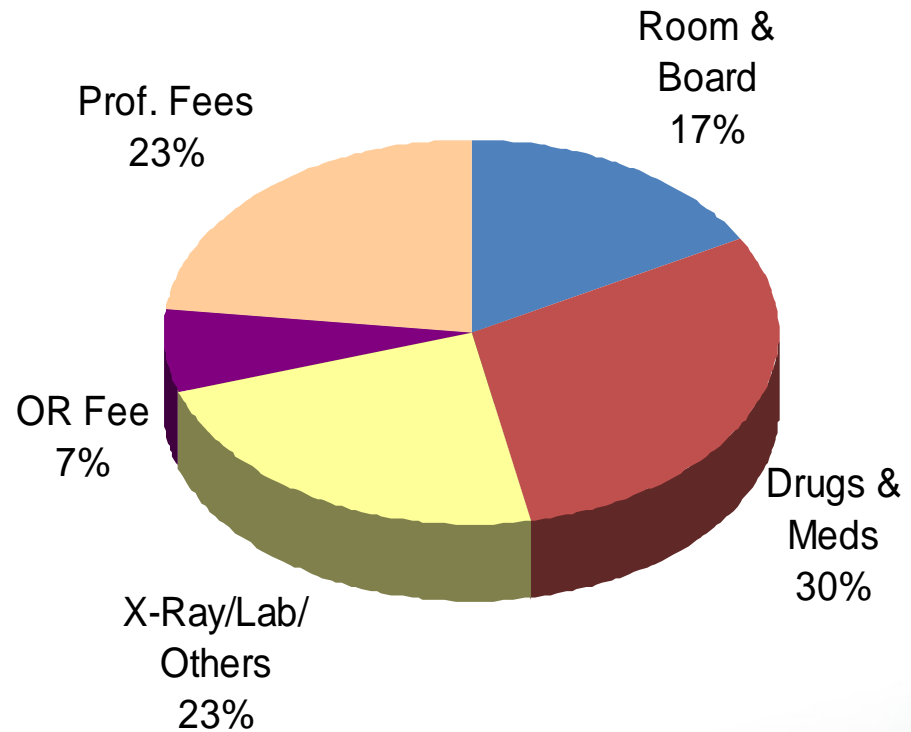


# Claims Processing

(Benefit Item Distribution)

January-December 2009

- Drugs and medicine comprise almost a third of the total amount paid by PhilHealth while 23% went to professional fees.
- The trend for the distribution of benefit payment per benefit item has not changed over the years.



# Claims Processing

(Top 20 Illnesses Ranked by Number of Claims Paid)

January-December 2009

Rank	Illness	Total Amount (in millions)	# Claims
1	Pneumonia, organism unspecified	1,640.1	293,131
2	Diarrhoea and gastroenteritis of presumed infectious origin	722.5	210,606
3	Chronic renal failure	667.2	203,039
4	Single spontaneous delivery	696.8	167,794
5	Other disorders of urinary system	513.2	121,374
6	Liveborn infants according to place of birth	144.7	91,400
7	Essential (primary) hypertension	347.2	82,969
8	Acute upper respiratory infections of multiple or unspecified sites	303.0	74,655
9	Senile cataract	1,125.8	65,293
10	Asthma	295.2	64,294
11	Gastritis and duodenitis	221.1	57,779
12	Acute bronchitis	230.3	55,606
13	Amoebiasis	193.4	49,303
14	Single delivery by caesarean section	913.9	48,978
15	Typhoid and paratyphoid fevers	275.1	47,846
16	Dengue haemorrhagic fever	307.4	43,415
17	Malignant neoplasm of breast	218.7	41,239
18	Chronic nephritic syndrome	145.1	34,449
19	Non-insulin-dependent diabetes mellitus	206.2	30,504
20	Viral infection of unspecified site	110.9	29,950

Source: Paid Claims Database



# Accreditation

# Accreditation

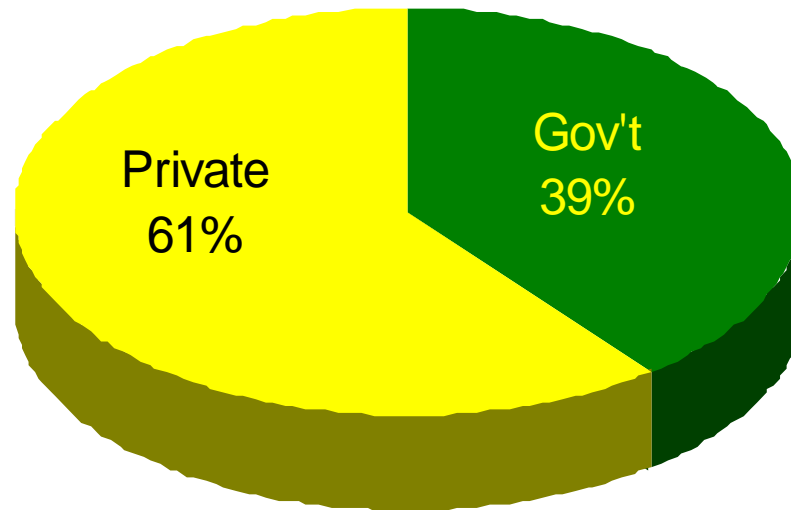
*As of December 2009*

<b>Facilities</b>	<b>Accredited</b>
<b>Hospitals</b>	<b>1,654</b>
<b>Ambulatory Surgical Clinics</b>	<b>36</b>
<b>Rural Health Units</b>	<b>1,301</b>
<b>Authorized Hospitals</b>	<b>156</b>
<b>Free-standing Dialysis Clinics</b>	<b>39</b>
<b>TB-DOTs Centers</b>	<b>710</b>
<b>Maternity Care Clinics</b>	<b>627</b>
<b>Professionals</b>	<b>23,501</b>

*Source: Accreditation Dept.*

# Accreditation (Hospital Type)

*As of December 2009*



9 out of 10 DOH licensed hospitals  
are accredited by PhilHealth

# Accredited Hospitals per PhRO

As of December 2009

PROs	Type		ASC	Total
	Private	Government		
NCR/Rizal	139	80	5	224
<i>NCR North</i>	35	27	2	64
<i>NCR South</i>	40	20	2	62
<i>NCR Central</i>	64	33	1	98
CAR	17	36	1	54
I	72	38	6	116
II	34	31	1	66
III-A	60	31	1	92
III-B	70	26	0	96
IV-A	88	38	3	129
IV-B	67	49	0	116
V	64	38	4	106
VI	24	61	2	87
VII	41	52	1	94
VIII	24	41	2	67
IX	34	21	0	55
X	77	32	4	113
XI	89	17	2	108
XII	76	23	0	99
CARAGA	18	26	4	48
ARMM	9	11	0	20
<b>Total</b>	<b>1,003</b>	<b>651</b>	<b>36</b>	<b>1,690</b>
<i>Percent to Total</i>	<i>59%</i>	<i>39%</i>	<i>2%</i>	

Source: Accreditation Dept



# Accreditation (Out-Patient Facilities)

As of December 2009

PRO	Rural Health Units	Free-standing Dialysis Clinics	TB DOTS Clinic	Maternity Clinics
NCR-CENTRAL	27	11	25	48
NCR-NORTH	23	6	11	32
NCR-SOUTH	75	4	33	36
CAR	68	0	45	10
I	111	3	59	13
II	40	0	32	11
III-A	80	3	6	40
III-B	55	3	6	30
IV-A	46	0	32	50
IV-B	80	2	11	15
V	90	2	38	18
VI	121	1	127	65
VII	96	1	67	52
VIII	105	0	53	47
IX	61	0	35	22
X	73	0	52	45
XI	31	2	23	48
XII	29	0	29	22
CARAGA	62	1	16	12
ARMM	28	0	10	11
<b>TOTAL</b>	<b>1,301</b>	<b>39</b>	<b>710</b>	<b>627</b>

Source: Accreditation Dept

# Accreditation (Professionals)

*As of December 2009*

Professional	Number
General Practitioner	11,042
Medical Specialist	11,909
Dentist	195
Midwife	355
<b>Grand Total</b>	<b>23,501</b>

*Source: Accreditation Dept*

# Accredited Collecting Banks/Agencies (ACAs)

*As of December 2009*

	ACAs	Branches
Universal Banks	12	2,629
Commercial Banks	5	302
Thrift	11	414
Rural Banks	13	270
Cooperative Bank	1	4
Private Agencies	3	140
Government Agencies	9	336

- ***54 active collecting agencies/banks***
- ***4,095 branches nationwide***