



# Stats and Charts | 2025

Philippine Health Insurance Corporation

# Registered Members and Dependents

as of December 31, 2025



Membership Category	Members		Dependents		Beneficiaries (Total)	
<b>Direct Contributors</b>	<b>33,325,753</b>	<b>48%</b>	<b>18,689,519</b>	<b>49%</b>	<b>52,015,272</b>	<b>48%</b>
Employed: Private	18,098,571	26%	8,925,225	23%	27,023,796	25%
Employed: Government	2,958,564	4%	2,537,025	7%	5,495,589	5%
Informal / Self-Earning	9,398,991	13%	5,612,152	15%	15,011,143	14%
OFWs / Migrant Workers	1,600,714	2%	1,053,964	3%	2,654,678	2%
Lifetime Members	1,208,541	2%	533,242	1%	1,741,783	2%
Kasambahay	57,481	0.10%	26,208	0.07%	83,689	0.08%
Others*	2,891	0.004%	1,703	0.004%	4,594	0.00%
<b>Indirect Contributors</b>	<b>36,569,677</b>	<b>52%</b>	<b>19,560,839</b>	<b>51%</b>	<b>56,130,516</b>	<b>52%</b>
Indigents / NHTS-PR**	20,378,779	29%	13,087,622	34%	33,466,401	31%
Senior Citizens	9,374,159	13%	822,885	2%	10,197,044	9%
Sponsored Program	6,816,739	10%	5,650,332	15%	12,467,071	12%
<b>Total</b>	<b>69,895,430</b>	<b>100%</b>	<b>38,250,358</b>	<b>100%</b>	<b>108,145,788</b>	<b>100%</b>

## All Filipinos Covered

With the signing of the UHC Act (RA11223), all Filipinos are already automatically included under the National Health Insurance Program (NHIP) – ensuring all 113.86M\*\*\* Filipinos in 2025 are covered under the program. This sets **PhilHealth's coverage rate at 100%**.

Know more about the different PhilHealth Member Categories.

[Click here](#)

### Notes:

\* Includes Family Drivers. Filipinos w/ Dual Citizenship, Naturalized Filipino Citizens, PRA Foreign Retirees, Citizens of Other Countries working / residing / studying in the Philippines

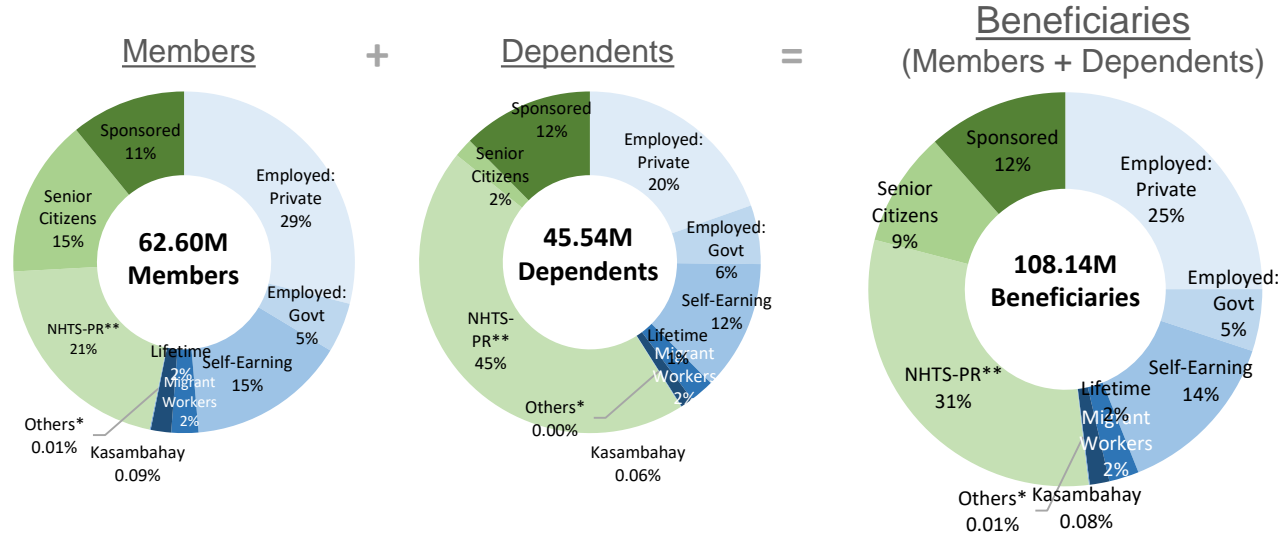
\*\* National Household Targeting System for Poverty Reduction (NHTS-PR)

\*\*\* 2025 Estimated Projected Population is 113,863,084 (Philippine Statistics Authority's [Scenario 2](#))

# Registered Members and Dependents

as of December 31, 2025

Distribution by Members, Dependents & Combined



**BLUE:** Direct Contributors  
**GREEN:** Indirect Contributors

Notes:  
 \* Includes Family Drivers. Filipinos w/ Dual Citizenship, Naturalized Filipino Citizens, PRA Foreign Retirees, Citizens of Other Countries working / residing / studying in the Philippines

- Dependents:**
- Legitimate spouse who is not a member;
  - Children - legitimate, legitimated, acknowledged and illegitimate (as appearing in birth certificate) adopted or stepchild or stepchildren below 21 years of age, unmarried and unemployed.
  - Children who are 21 years old or above but suffering from congenital disability, either physical or mental, or any disability that renders them totally dependent on the member for support, as determined by the Corporation;
  - Foster child as defined in RA No.10165 (Foster Care Act of 2012);
  - Parents who are 60 years old or above, not otherwise an enrolled member, whose monthly income is below an amount to be determined by PhilHealth in accordance with the guiding principles set forth in the NHI Act of 2013; and,
  - Parents with permanent disability regardless of age as determined by PhilHealth, that renders them totally dependent on the member for subsistence.
- Important:**
- Qualified dependents shall be declared by the principal member. Their names shall be listed under the principal member's Member Data Record (MDR) to ensure hassle-free benefit availment.

# Premium Contributions

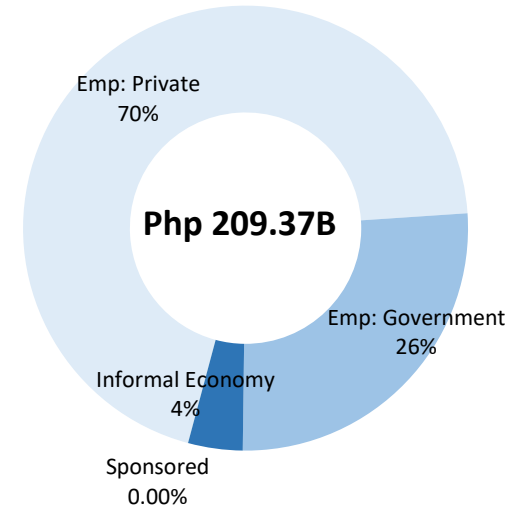
January 1 to December 31, 2025



## Distribution by Membership Category

Membership Category	Amount	
<b>Direct Contributors</b>	<b>Php 209,362,187,382</b>	<b>100%</b>
Employed: Private	146,314,128,828	70%
Employed: Government	55,226,338,801	26%
Informal Economy	7,821,719,753	4%
<b>Indirect Contributors</b>	<b>Php 5,554,097</b>	<b>0%</b>
Indigents / NHTS-PR	---	---
Senior Citizens	---	---
Sponsored*	5,554,097	0.003%
<b>Total</b>	<b>Php 209,367,741,479</b>	<b>100%</b>

## % Distribution by Membership Category



### Notes:

- \* Includes Special Government Programs (PAMANA and Bangsamoro), NGAs, POS, PWD-unemployed, LGU, etc.
- Source: 2025 Financial Statements as of December 31, 2025

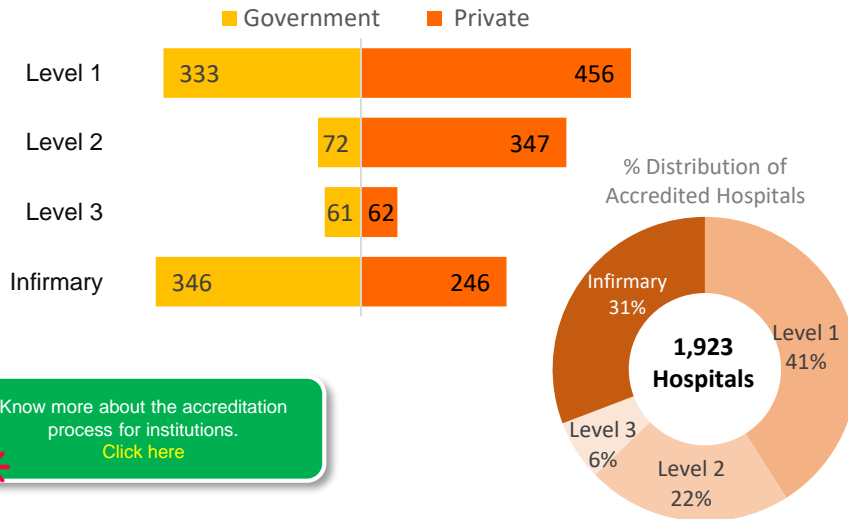
# Accreditation

## Health Facilities

as of December 31, 2025

Category	Government	Private	Total
Hospitals	812	1,111	1,923
Other Facilities	9,074	6,040	15,114
<b>Total</b>	<b>9,886</b>	<b>7,151</b>	<b>17,037</b>

### Accredited Hospitals

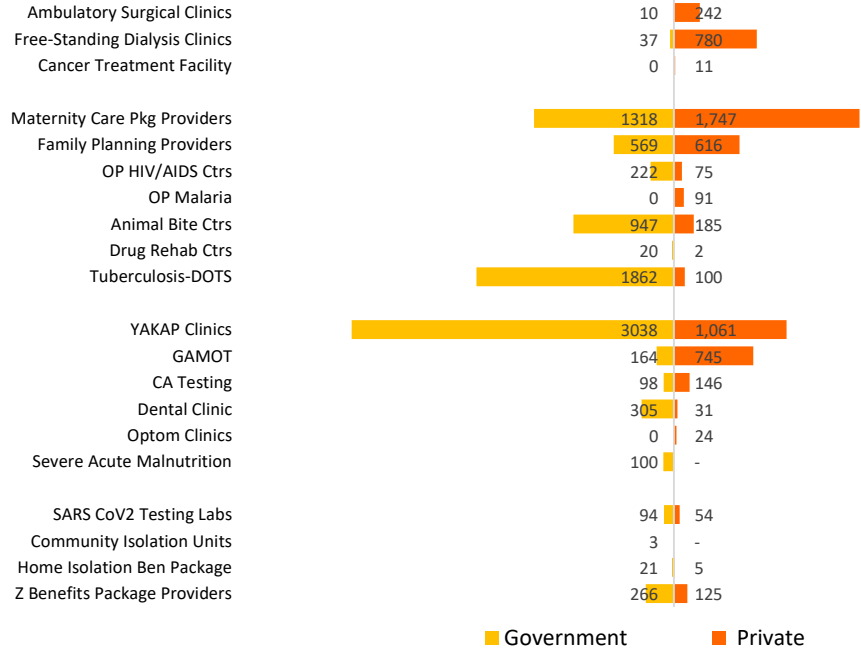


Know more about the accreditation process for institutions.

[Click here](#)



### Other Accredited Facilities



■ Government

■ Private

# Accreditation

Health Facilities (YAKAP Clinics, Maternity Care Providers & TB-DOTS Centers)

as of December 31, 2025



	YAKAP Providers	Maternity Care Package	TB-DOTS Package
Accredited Outpatient Clinics	4,099	3,065	1,962
Number of Cities & Municipalities with Accredited Outpatient Clinics*	1,566	1,219	1,166
% to Total Cities & Municipalities (Number of Cities & Municipalities nationwide: 1,642**)	95% (1,566 / 1,642)	74% (1,219 / 1,642)	71% (1,166 / 1,642)

## Notes:

\* A city or municipality may have more than one outpatient clinic accredited by PhilHealth to provide NHIP benefits and services;

Further, a single facility can also apply and be accredited either as MCP, a TB-DOTS facility or any combination thereof

\*\* Per Department of Interior and Local Government (DILG), there are [1,642 LGUs nationwide](#). (Cities and Municipalities)



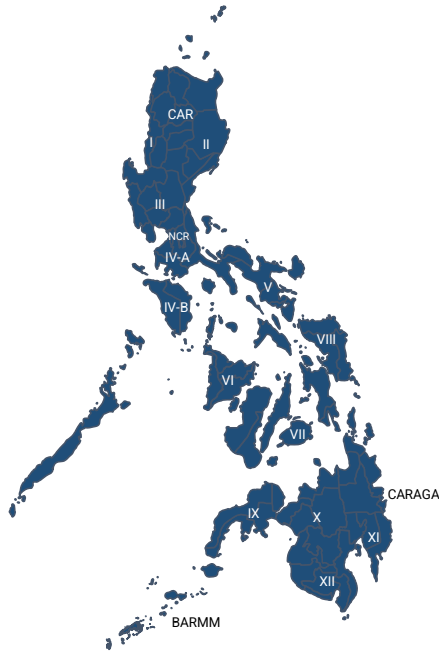
# Accreditation



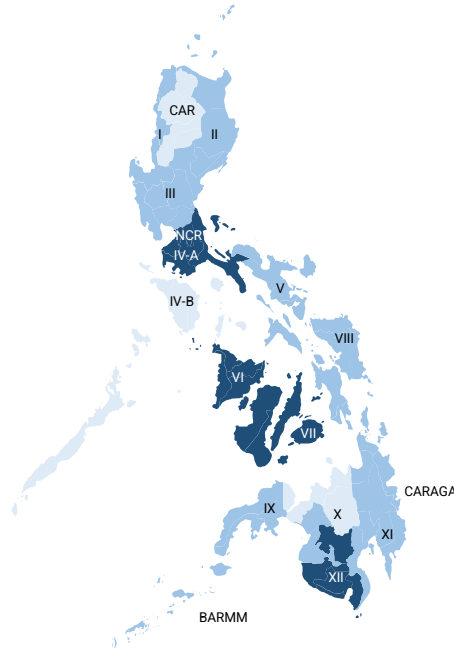
## Regional Distribution of Municipalities and Cities with Accredited Facilities

(As of December 31, 2025; Darker shading indicates a higher number of LGUs with accredited facilities)

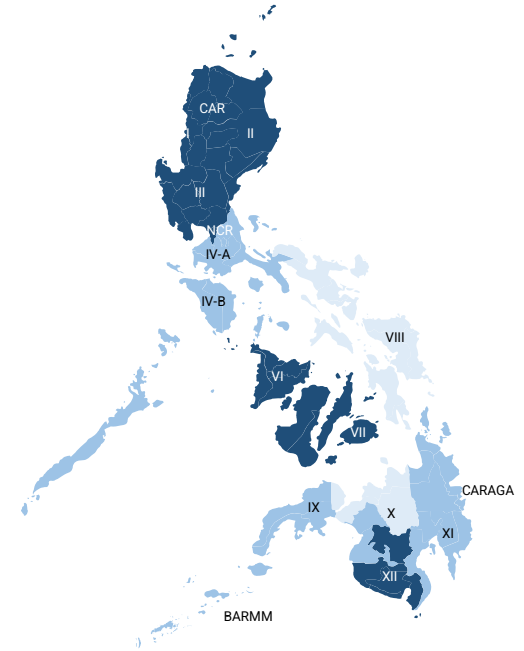
### YAKAP Clinics



### Maternity Care Providers



### TB-DOTS Centers



Legend:

81% - 100%

61% - 80%

60% and below

# Accreditation

## Health Care Professionals

as of December 31, 2025

Professionals	Count
<b>Physicians</b>	<b>52,762</b>
General Practitioners	14,500
General Practitioners (with Training)	10,902
Medical Specialists	27,233
Primary Care Worker	127
<b>Other Professionals</b>	<b>5,661</b>
Dentists	1,482
Primary Care Dentist	204
Nurses*	157*
Midwives	3,501
Optometrist	317
<b>Total</b>	<b>58,423</b>



### Accredited Professionals

A list of accredited professionals may be accessed from the PhilHealth website



Know more about the accreditation process for professionals.  
[Click here](#)



#### Note:

\* Accredited Nurses are those primarily assigned in Maternity Care Package (MCP) and/or Family Planning (FP) Providers.

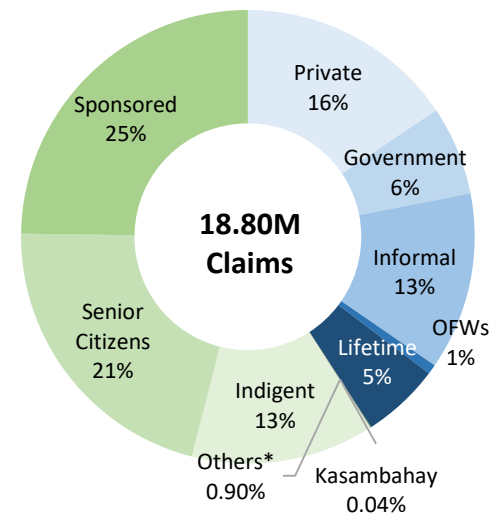
# Claims Payment

January 1 to December 31, 2025



Membership Category	Claims Amount		Claims Count	
<b>Direct Contributor</b>	<b>PHP 121,354,163,331</b>	<b>42%</b>	<b>7,692,549</b>	<b>41%</b>
Employed: Private	PHP 47,314,812,355	16%	2,930,430	16%
Employed: Government	PHP 18,193,741,581	6%	1,191,673	6%
Informal/Self Earning	PHP 37,441,283,414	13%	2,381,500	13%
OFWs/ Migrant Workers	PHP 2,157,999,072	1%	128,403	1%
Lifetime Members	PHP 16,050,426,280	6%	1,048,073	6%
Kasambahay	PHP 89,992,486	0.03%	5,426	0%
Others*	PHP 105,908,144	0.04%	7,044	0%
<b>Indirect Contributor</b>	<b>PHP 167,913,500,378</b>	<b>58%</b>	<b>11,104,949</b>	<b>59%</b>
Indigent/NHTS PR	PHP 37,067,269,417	13%	2,453,856	13%
Senior Citizen	PHP 65,731,511,979	23%	3,993,084	21%
Sponsored	PHP 65,114,718,982	23%	4,658,009	25%
<b>Total</b>	<b>PHP 289,267,663,709</b>	<b>100%</b>	<b>18,797,498</b>	<b>100%</b>

% Distribution by Claims Count



**BLUE:** Direct Contributors  
**GREEN:** Indirect Contributors

Notes:

\*Includes Family Drivers, Filipinos w/ Dual Citizenship, Naturalized Filipino Citizens, PRA Foreign Retirees, Citizens of Other Countries working / residing / studying in the Philippines

- Claims payment includes all claims paid from January 1 to December 31, 2025.

# Claims Payment

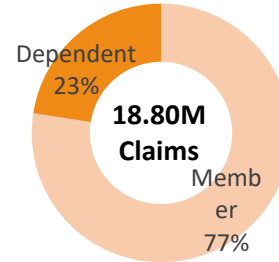
January 1 to December 31, 2025



## Distribution of Claims Paid by Patient Type

Patient Type	Claims Amount	Claims Count
Member	Php 226,581,271,527	14,557,184
Dependent	62,686,392,182	4,240,314
<b>Total</b>	<b>Php 289,267,663,709</b>	<b>18,797,498</b>

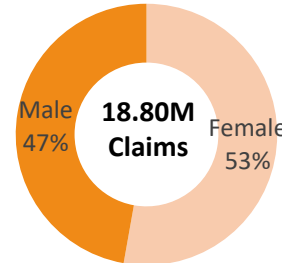
% Distribution by Claims COUNT  
(Patient Type)



## Distribution of Claims Paid by Sex

Patient Sex	Claims Amount	Claims Count
Female	Php 156,046,874,259	9,924,846
Male	133,220,789,450	8,872,652
<b>Total</b>	<b>Php 289,267,663,709</b>	<b>18,797,498</b>

% Distribution by Claims COUNT  
(Sex)



## 23 Days

Average Turn-Around-Time for Claims Received / Re-filed and Paid

(Jan 1 to Dec 31, 2025)

Notes:

- Claims payment includes all claims paid from January 1 to December 31, 2025.

# Claims Payment

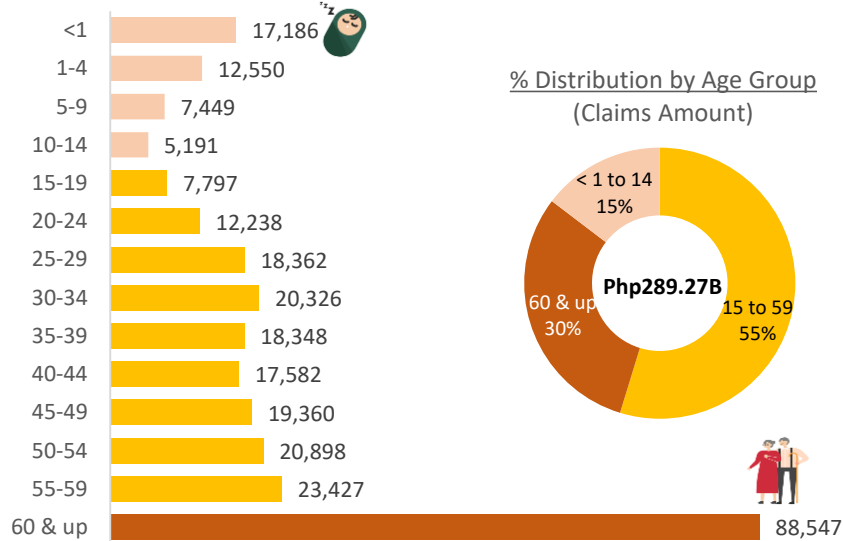
## Distribution of Claims Paid by Age Group

January 1 to December 31, 2025

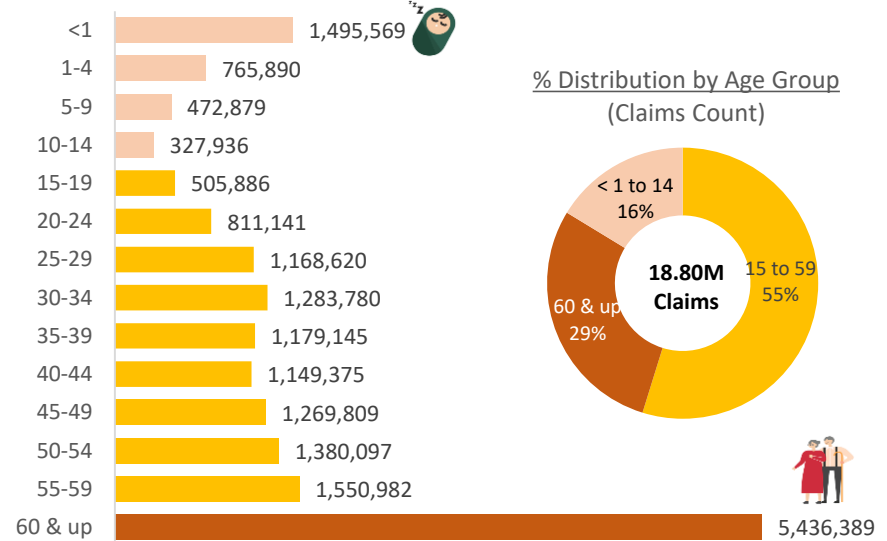


### Distribution by Claims AMOUNT

(in Million Pesos)



### Distribution by Claims COUNT



Notes:

- Claims payment includes all claims paid from January 1 to December 31, 2025.

# Claims Payment

January 1 to December 31, 2025



## Distribution of Claims Paid by Sector

Sector	Claims Amount		Claims Count	
Private	PHP 176,878,533,887	61%	11,761,477	63%
Government	PHP 112,384,588,664	39%	7,035,902	37%
International	PHP 4,541,158	0.002%	119	0.0006%
<b>Total</b>	<b>PHP 289,267,663,709</b>	<b>100%</b>	<b>18,797,498</b>	<b>100%</b>

## Distribution of Claims Paid by Illness Type

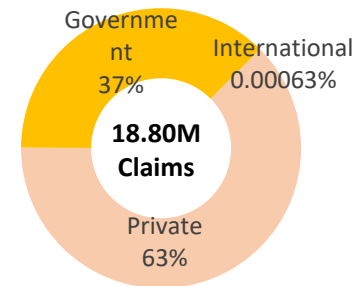
Illness Type	Claims Amount		Claims Count	
Procedural	PHP 193,390,750,606	67%	14,171,309	75%
Medical	PHP 93,355,382,821	32%	4,570,641	24%
Others*	PHP 2,521,530,282	1%	55,548	0.3%
<b>Total</b>	<b>PHP 289,267,663,709</b>	<b>100%</b>	<b>18,797,498</b>	<b>100%</b>

### Notes:

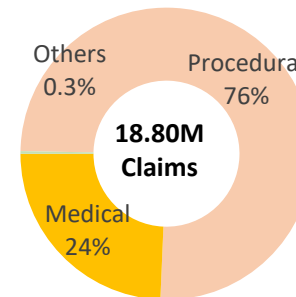
\*Includes Z Benefits

- Claims payment includes all claims paid from January 1 to December 31, 2025.

% Distribution by Claims COUNT  
(Sector)



% Distribution by Claims COUNT  
(Illness Type)



# Claims Payment

January 1 to December 31, 2025

## Distribution of Claims Paid by HCI Class

HCI Class	Claims Amount	Claims Count
Level 2 Hospital	82,639,692,350 29%	5,514,591 29%
Level 3 Hospital	85,123,401,110 29%	4,698,892 25%
Level 1 Hospital	58,361,628,403 20%	3,583,300 19%
Free-Standing Dialysis Clinic	36,830,623,179 13%	2,602,570 14%
Infirmery/Dispensary	6,667,724,655 2%	638,459 3%
MCP Provider	5,135,990,794 2%	553,457 3%
Animal-Bite Package Provider	3,039,036,223 1%	545,881 3%
Ambulatory Surgical Clinic	8,653,490,430 3%	351,812 2%
HIV Treatment Hub	1,882,081,975 1%	134,257 1%
TB DOTS Package Provider	398,866,880 0.1%	96,650 1%
Diagnostic Service Provider	132,006,504 0.05%	56,275 0.30%
Family Planning Clinic	42,444,300 0.01%	7,743 0.04%
Cancer Treatment Facility	251,894,554 0.1%	6,828 0.04%
Community Isolation Unit	59,748,112 0.02%	2,657 0.01%
Drug Abuse Treatment and Rehab Center	12,653,800 0.004%	1,262 0.01%
Primary Care Facility	4,436,187 0.002%	1,115 0.01%
Mental Health Package Provider	6,260,460 0.002%	770 0.00%
Confinement Abroad	24,951,096 0.01%	688 0.00%
Optometry Clinic	695,000 0.0002%	278 0.00%
Outpatient Malaria Provider	35,600 0.00001%	7 0.00%
Dental Clinic	2100 0.000001%	6 0.00%
<b>Total</b>	<b>PHP 289,267,663,709 100%</b>	<b>18,797,498 100%</b>



In terms of Claims Count, Hospitals\* comprise **77%** of all paid claims by PhilHealth from Jan 1 to Dec 31, 2025.

As to Claims Amount, the percent distribution is at **80%**

\* Includes Levels 1 to 3 Hospitals and Infirmaries/Dispensaries

### Notes:

- Claims payment includes all claims paid from January 1 to December 31, 2025

# Claims Payment

## Top 10 Medical Cases (ranked by count)\*

January 1 to December 31, 2025

Rank	ICD 10 Code	Illness Description	Claims Amount	Claims Count
1	J18.92	Community-acquired Pneumonia III	PHP 15,844,589,198	637,526
2	A09.9	Acute Gastroenteritis	3,034,973,761	301,920
3	A97.1	Dengue with warning signs; dengue hemorrhagic fever with warning signs	3,907,952,861	236,232
4	N39.0	Urinary Tract Infection, site not specified	2,511,747,006	206,702
5	K29.1	Other Acute Gastritis	1,378,880,888	136,651
6	I10.1	Hypertension, stage II	1,586,507,470	105,304
7	I10.9	Essential Hypertension; Malignant Hypertension	1,428,145,117	92,861
8	J45.90	Bronchial Asthma in Acute Exacerbation	1,547,353,125	82,229
9	I63.9	Cerebral Infarction, unspecified	4,562,996,519	73,476
10	N18.5	CHRONIC KIDNEY DISEASE, STAGE 5; CHRONIC URAEMIA; END STAGE KIDNEY DISEASE: IN ALLOGRAFT FAILURE, NOS, ON DIALYSIS, WITHOUT DIALYSIS OR TRANSPLANT; RENAL RETINITIS+(H32.8*); URAEMIC: APOPLEXIA+(I68.8*), DEMENTIA+(F02.8*), NEUROPATHY+(G63.8*), PARALYSIS+(G99.8*), PERICARDITIS+(I32.8*)	1,428,393,976	54,764

### Notes:

\*Case rate category that covers medical cases reimbursed by the Corporation.

- Claims payment includes all claims paid from January 1 to December 31, 2025.



# Claims Payment

Top 10 RVS based Packages and Procedures (ranked by count)\*

January 1 to December 31,, 2025

Rank	RVS Code	Illness Description	Claims Amount	Claims Count
1	90935	Hemodialysis Procedure	PHP 36,042,598,245	3,565,515
2	99460	Expanded Newborn Care Package	2,152,453,943	477,488
3	90375	Animal Bite	2,179,236,291	254,096
4	NSD01	Routine Obstetric Care Including Antepartum Care, Vaginal Delivery and/or Postpartum Care (Normal Spontaneous Delivery Package) for Hospitals	1,078,564,712	208,904
5		Covid-19 Testing Package (RT-PCR, PCR Cartridges and Rapid Antigen Test)	2,221,301,185	183,828
6	96408	Chemotherapy Administration	1,973,822,917	146,501
7	77418	Intensity Modulated Treatment Delivery, Single or Multiple Fields/Arcs, Via Narrow Spatially and Temporally Modulated Beams, Binary, Dynamic MLC per Session	1,827,886,518	137,480
8	MCP01	Routine Obstetric Care Including Prenatal, Delivery and Newborn Services of Hospital Facilities (Maternity Care Package)	1,644,167,022	129,502
9	99246	Outpatient HIV / Aids Packages	107,855,959	120,060
10	59513	Caesarian Section, Primary	3,712,514,404	116,164

Notes:

\*Case rate category that covers procedural cases reimbursed by the Corporation.

- Claims payment includes all claims paid from January 1 to December 31, 2025.

# Claims Payment

Utilization related to SDGs\*

January 1 to December 31, 2025



SDG-Related Packages	Claims Amount		Claims Count	
<b>Maternal Benefits</b>	<b>PHP 19,450,867,960</b>	50%	<b>964,319</b>	25%
Caesarean Delivery	PHP 9,959,948,098	26%	258,011	7%
Normal Delivery	PHP 8,565,607,494	22%	641,357	16%
Undelivered Cases (Baby Delivered In Referral Facility) In Non-Hospital Facilities	PHP 12,675	0.00003%	10	0.0003%
Breech Extraction	PHP 98,137,662	0.3%	4,075	0.1%
Maternal Comorbidities Conditions	PHP 799,274,691	2%	60,394	2%
Subtotal or Total Hysterectomy After Cesarean Delivery	PHP 27,887,340	0.1%	472	0.01%
<b>Newborn Care</b>	<b>PHP 3,514,015,253</b>	9%	<b>646,120</b>	17%
Newborn Care Package	PHP 3,514,015,253	9%	646,120	17%
<b>Infectious Diseases</b>	<b>PHP 11,759,385,959</b>	30%	<b>1,282,764</b>	33%
Pulmonary Tuberculosis	PHP 527,149,361	1%	45,910	1%
Outpatient HIV / Aids Packages	PHP 11,232,236,598	29%	1,236,854	32%
<b>Family Planning</b>	<b>PHP 3,954,638,138</b>	10%	<b>1,000,281</b>	26%
Bilateral Tubal Ligation	PHP 3,000,419,683	8%	674,149	17%
Vasectomy, Unilateral Or Bilateral	PHP 2,312,100	0.01%	304	0.01%
Insertion of Intrauterine Device (IUD)	PHP 550,429,053	1%	247,249	6%
Subdermal Contraceptive Implant	PHP 401,477,302	1%	78,579	2%
<b>Tropical Diseases</b>	<b>PHP 6,077,548</b>	0.02%	<b>44</b>	0.001%
Malaria	PHP 6,077,548	0.02%	44	0.001%
<b>Total</b>	<b>PHP 38,684,984,858</b>	<b>100%</b>	<b>3,893,528</b>	<b>100%</b>

Notes:

- Claims payment only includes claims admitted and paid from January 1 to December 31, 2025.

# Z Benefits

Paid as of December 31, 2025

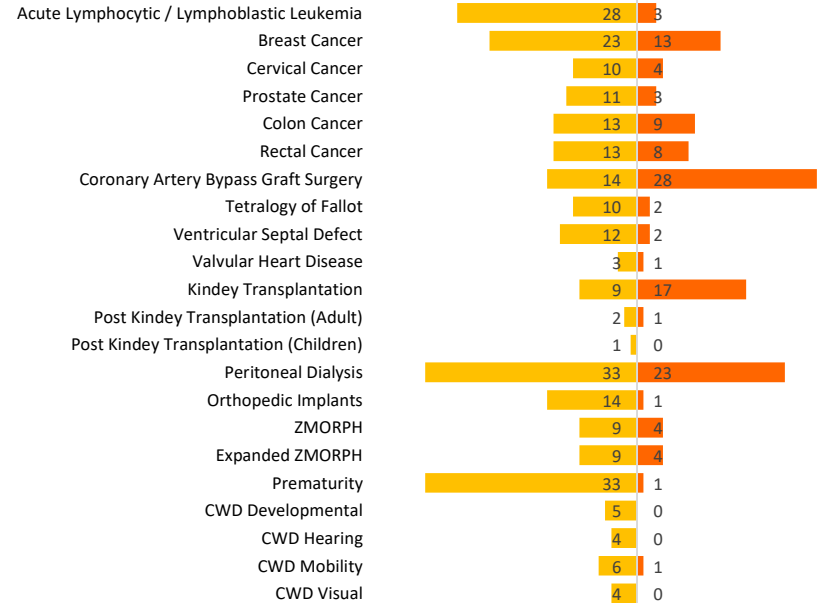
Package	Claims Amount	Claims Count
Acute Lymphocytic / Lymphoblastic Leukemia	70,900,000	397
Breast Cancer	239,477,194	2,269
Cervical Cancer	23,900,000	138
Prostate Cancer	2,100,000	21
Colon Cancer	7,350,000	49
Rectal Cancer	41,520,000	311
Coronary Artery Bypass Graft Surgery	350,920,564	1,129
Tetralogy of Fallot	53,078,000	251
Ventricular Septal Defect	56,986,000	376
Kindey Transplantation	303,682,000	539
Peritoneal Dialysis	742,441,699	38,317
Orthopedic Implants	178,507,000	1,979
Z MORPH / Expanded Z MORPH	61,415,000	2,337
Premature and Small Newborns	382,399,200	6,594
Children With Developmental Disabilities	1,385,254	482
Children With Hearing Impairment	2,139,340	173
Children With Mobility Impairment	2,937,010	150
Children With Visual Disabilities	392,020	36
<b>TOTAL</b>	<b>2,521,530,282</b>	<b>55,548</b>



Contracted Facilities as of December 31, 2025

Government	Private	Total
266	125	391

## Contracted Z Benefits Facilities Count



■ Government ■ Private

For the list of Contracted Facilities [Click Here](#)





checkup



laboratory



gamot



screening



## YAKAP Registration:

**40,008,417**

(29,742,706 Members and  
10,265,711 Dependents)

## Accredited YAKAP Clinics:

**4,099**

(Government: 3,038;  
Private: 1,061)

*95% of Cities and Municipalities  
nationwide already with an accredited  
Yakap provider*

## First Patient Encounter:

**14,664,146**

(11,627,437 Members and  
3,036,709 Dependents)

## YAKAP Payments:

**16,407,451,912**

(Government: PhP 13,909,140,582;  
Private: PhP 2,498,311,330)



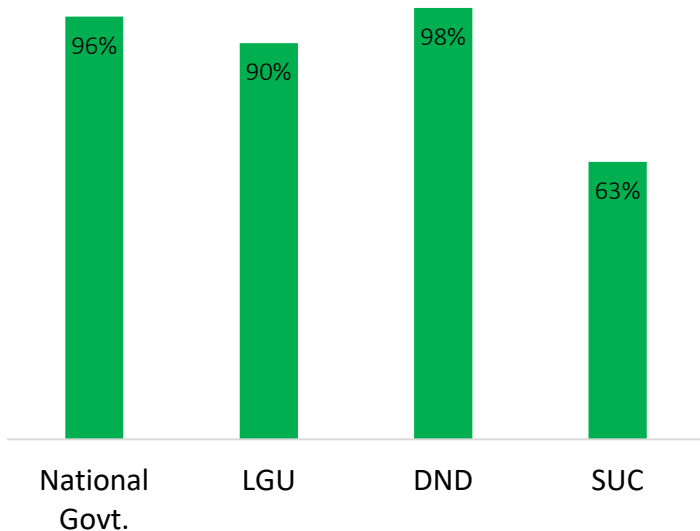
Know more about the YAKAP  
Program  
[Click here](#)



# No Co-Payment Compliance



## No Co-Payment per Hospital Ownership



No Co-Payment Compliance\*:

**91%**

From April to December 2025, government-owned hospitals achieved an average of **91% compliance** with the **No Balance Billing (NBB)** policy. This reflects that most patients received services **without incurring additional costs.**



\*Data derived from the actual results of the 321,419 No Co-Payment Patient Survey conducted by the PhilHealth Customer Assistance, Relations, and Empowerment Staff (PCARES) covering the period from April to December 2025 in all accredited government health facilities nationwide.

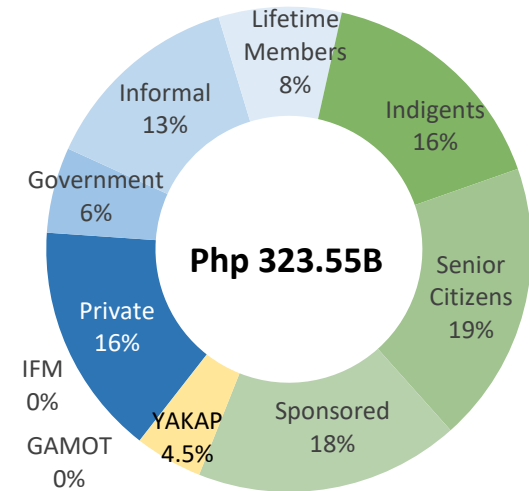
# Benefit Expense

January 1 to December 31, 2025

## Distribution by Category

Membership Category	Amount
<b>Direct Contributors</b>	<b>PhP 138,948,379,475</b>
Employed: Private	50,272,790,571
Employed: Government	18,473,408,562
Informal	43,715,394,516
Lifetime Members	26,486,785,827
<b>Indirect Contributors</b>	<b>PhP 169,974,862,473</b>
Indigents / NHTS-PR	52,168,195,478
Senior Citizens	60,740,570,428
Sponsored Program	57,066,096,566
<b>Interim Financing Mechanism (IFM)</b>	<b>PhP 6,288,485</b>
<b>YAKAP</b>	<b>PhP 14,575,564,722</b>
<b>PhilHealth GAMOT</b>	<b>PhP 50,678,138</b>
<b>Total</b>	<b>PhP 323,555,773,293</b>

% Distribution by Membership Category  
(Benefit Expense)



Note:

- Source: 2025 Financial Statements as of December 31, 2025



# Supplemental Information




# Supplemental Info.

**8,735** PhilHealth personnel nationwide\*

**New Hotline:** (02) 866-225-88

Available 24/7 including weekends and holidays

 **CLICK TO CALL** via homepage [www.philhealth.gov.ph](http://www.philhealth.gov.ph) (bottom-right portion)

**Mobile Hotlines** Call and text (24/7)

Smart: 0998-857-2957; 0968-865-4670 Globe: 0917-127-5987; 0917-110-9812

To request for callback via preferred mobile hotline, text:

"PHICallback [space] Mobile Number to be called [space] details of your concern"

Callback schedule is from 8 am - 8 pm, 12 hours by 7 days, including weekends and holidays.

Ask agent for details to make sure the callback is from PhilHealth.

 [actioncenter@philhealth.gov.ph](mailto:actioncenter@philhealth.gov.ph)  [PhilHealthofficial](https://www.facebook.com/PhilHealthofficial)  [teamphilhealth](https://twitter.com/teamphilhealth)

Aside from the Head Office (709 Shaw Blvd., Pasig City), there are more than 301 PhilHealth stations established nationwide\*\*

- 17 Regional and 5 Branch Offices
- 113 Local Health Insurance Offices
- 66 PhilHealth Express
- 16 Satellite Offices
- 16 Business Centers
- 53 Service Desks
- 166 Malasakit Centers

PhilHealth also has **600 PhilHealth CARES**\*\*\* providing assistance in **1,169** healthcare facilities nationwide ready to cater to members' needs.

## Notes:

\*Filled positions as of December 31, 2025. Regular: **2,786**, Casuals: **3,627**, JOC: **2,313**, Coterminous: **8** and Presidential Appointee: **1**

\*\*Exact location of regional offices (and contact details) can be [accessed online](#)

\*\*\*PCARES: PhilHealth Customer Assistance, Relations and Empowerment Staff deployed on rotating duty (on site and on-line virtual support.)

- **Local Health Insurance Offices (LHIOs):** offices strategically located in high-traffic areas processing membership concerns (e.g. registration, updating of records, inquiries, etc.), receiving of accreditation documents (healthcare facilities, professionals), claims processing (facilities and individual claims), and collections/cashiering functions (premium payments, employer remittances)
- **Satellite Offices / Business Centers:** smaller offices compared to LHIOs, these units are strategically located in high-traffic areas processing membership concerns, receiving of accreditation documents, and claims processing; no collections/cashiering functions (except for SM Aura, Taguig and POEA, Mandaluyong)
- **PhilHealth Express:** smaller offices or "booths" usually situated in high traffic areas (e.g. malls, markets, etc.) processing only membership concerns and receiving of individual claims; no cashiering functions
- **Service Desks:** "booths" or "desks" usually located in LGUs (e.g. municipal hall, city hall, etc.) processing only membership concerns; no cashiering functions; scheduled set-up (e.g. only open a fixed number of days per week); also set-up in far-flung and/or Geographically-Isolated and Disadvantaged Areas (GIDAs)
- **Malasakit Centers:** situated in government hospitals, these centers are one-stop-shops intended to provide indigent patients access to various medical assistance funds of the government. These centers house PhilHealth and the Department of Social Welfare and Development, among others. [Malasakit Centers](#)

Prepared by the:

Corporate Planning Department

*Sources/Inputs/Acknowledgements:*

Accreditation Department

Comptrollership Department

Corporate Communications Department

Human Resource Department

Information Technology and Management Department

Member Management Group

PhilHealth Regional Offices

Program Management Team – PCARES

Task Force Informatics

flaticon.com

*Updated as of January 30, 2026*

