

Stats and Charts | 2024 (1st Semester)

Philippine Health Insurance Corporation

Registered Members and Dependents

as of May 31, 2024

Membership Category	Members	Dependents	Beneficiaries (Total)
Direct Contributors	36,999,908	29,344,595	66,344,503
Employed: Private	18,443,783	12,740,914	31,184,697
Employed: Government	2,946,604	4,051,563	6,998,167
Informal / Self-Earning	11,107,609	9,237,577	20,345,186
OFWs / Migrant Workers	3,121,994	2,228,658	5,350,652
Lifetime Members	1,295,293	1,034,978	2,330,271
Kasambahay	74,446	46,524	120,970
Others*	10,179	4,381	14,560
Indirect Contributors	13,360,633	7,519,503	20,880,136
Indigents / NHTS-PR**	2,771,662	3,790,657	6,562,319
Senior Citizens	9,688,240	2,875,933	12,564,173
Sponsored Program	900,731	852,913	1,753,644
Total	50,360,541	36,864,098	87,224,639

Notes:

* Includes Family Drivers. Filipinos w/ Dual Citizenship, Naturalized Filipino Citizens, PRA Foreign Retirees, Citizens of Other Countries working / residing / studying in the Philippines

** Indigent count of members and dependents are based on DSWD LisTahanan database and are subject for further validation.

*** 2024 Projected Population is 112,884,800 ([estimation from the 2020 Census-Based Population Projections by PSA](#))



All Filipinos Covered

With the signing of the UHC Act (RA11223), all Filipinos are already automatically included under the National Health Insurance Program (NHIP) – ensuring all 112.89M*** Filipinos in 2024 are covered under the program. This sets **PhilHealth’s coverage rate at 100%**.

Registered vs. Covered

The term “Registered” used here refers to beneficiaries already listed in the PhilHealth database. By the end of the year 2024, 96% are already registered by PhilHealth.

PhilHealth Beneficiaries are referred to as Members plus their respective qualified Dependents.

Know more about the different PhilHealth Member Categories.
[Click here](#)

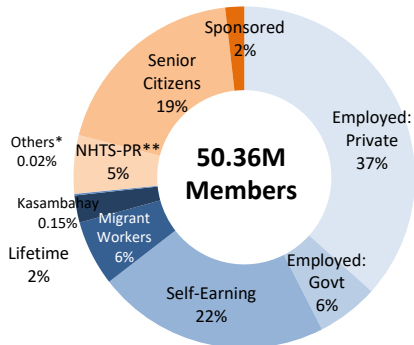
Registered Members and Dependents

as of May 31, 2024

Distribution by Members, Dependents & Combined

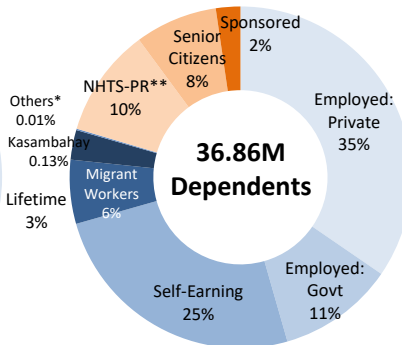


Members



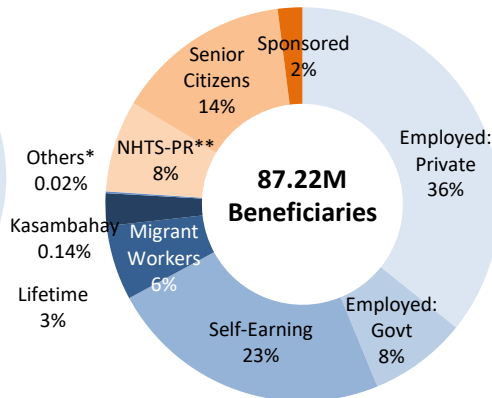
+

Dependents



=

Beneficiaries



BLUE: Direct Contributors

ORANGE: Indirect Contributors

Notes:

* Includes Family Drivers. Filipinos w/ Dual Citizenship, Naturalized Filipino Citizens, PRA Foreign Retirees, Citizens of Other Countries working / residing / studying in the Philippines

** Indigent count of members and dependents are based on DSWD LisTahanan database and are subject for further validation:

<https://listahanan.dswd.gov.ph/>

Dependents:

- Legitimate spouse who is not a member;
- Children - legitimate, legitimated, acknowledged and illegitimate (as appearing in birth certificate) adopted or stepchild or stepchildren below 21 years of age, unmarried and unemployed.
- Children who are 21 years old or above but suffering from congenital disability, either physical or mental, or any disability that renders them totally dependent on the member for support, as determined by the Corporation;
- Foster child as defined in RA No.10165 (Foster Care Act of 2012);
- Parents who are 60 years old or above, not otherwise an enrolled member, whose monthly income is below an amount to be determined by PhilHealth in accordance with the guiding principles set forth in the NHI Act of 2013; and,
- Parents with permanent disability regardless of age as determined by PhilHealth, that renders them totally dependent on the member for subsistence.

Important:

- Qualified dependents shall be declared by the principal member. Their names shall be listed under the principal member's Member Data Record (MDR) to ensure hassle-free benefit availment.

Premium Contributions

January 1 to March 31, 2024



Distribution by Membership Category

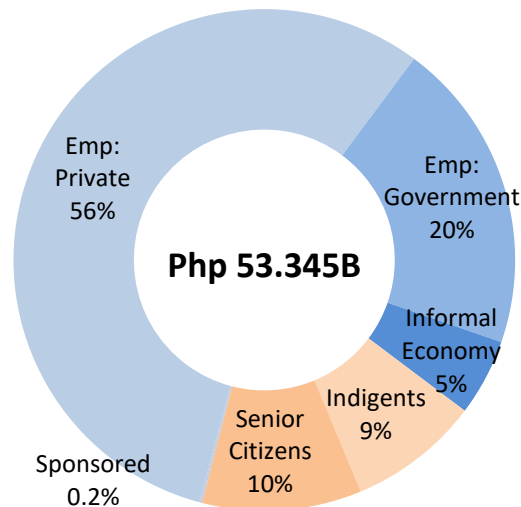
Membership Category	Amount
Direct Contributors	Php 43,262,773,943
Employed: Private	29,882,514,667
Employed: Government	10,738,911,595
Informal Economy	2,641,347,681
Indirect Contributors	Php 10,082,906,750
Indigents / NHTS-PR	4,506,705,822
Senior Citizens	5,486,599,623
Sponsored*	89,601,305
Total	Php 53,345,680,693

Notes:

* Includes Special Government Programs (PAMANA and Bangsamoro), NGAs, POS, PWD-unemployed, LGU, etc.

■ Source: 2024 Financial Statements as of March 2024

% Distribution by Membership Category



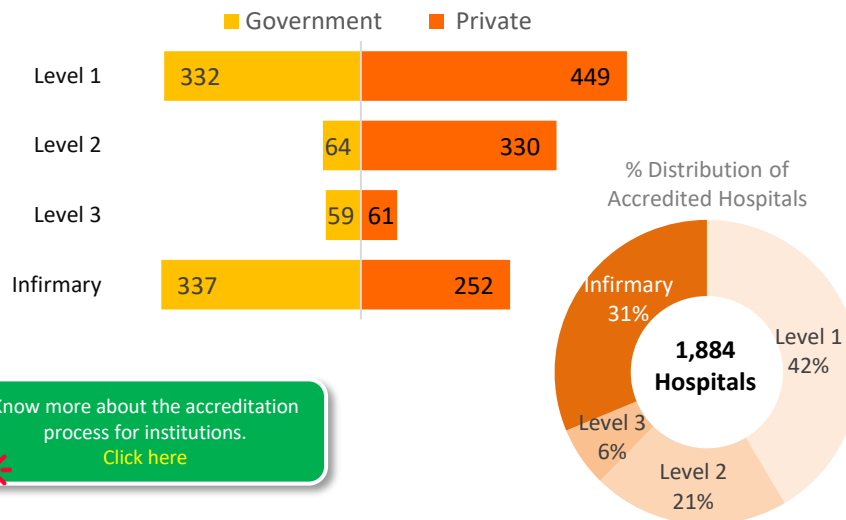
Accreditation

Health Care Providers - Institutions

as of June 30, 2024

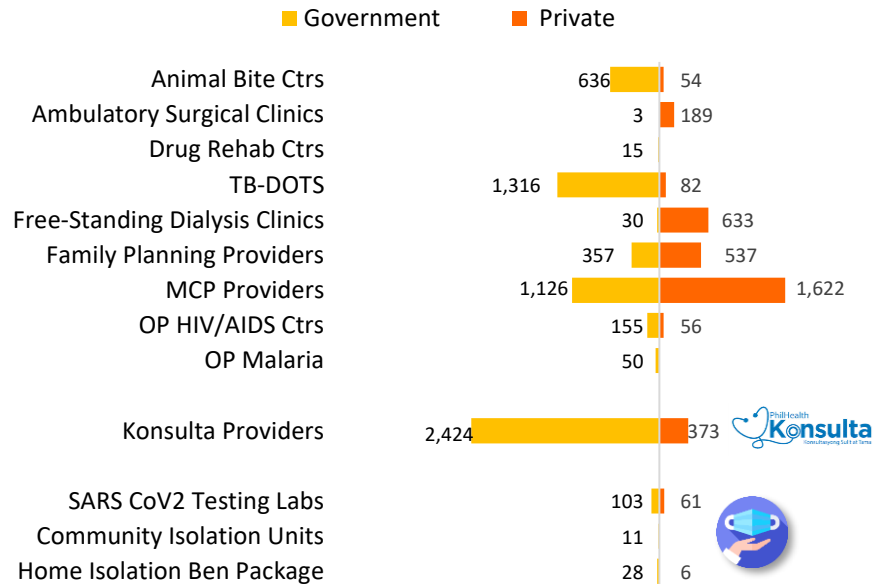
Category	Government	Private	Total
Hospitals	792	1,092	1,884
Other Facilities	6,260	3,618	9,878
Total	7,052	4,710	11,762

Accredited Hospitals



Know more about the accreditation process for institutions.
[Click here](#)

Other Accredited Facilities



Accredited Facilities

A list of Accredited Facilities may be downloaded from the PhilHealth website.

[Click here](#)

Accreditation

Health Care Providers – Institutions (Konsulta Providers, MCPs & TB-DOTS)

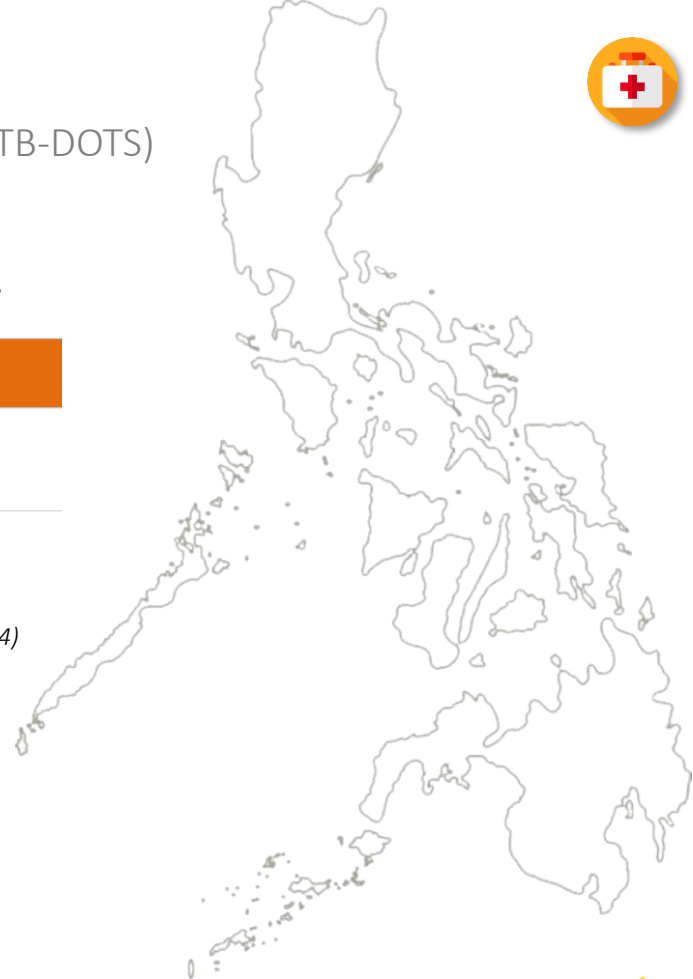
as of June 30, 2024

	Konsulta Providers	Maternity Care Package	TB-DOTS Package
Accredited Outpatient Clinics	2,797	2,748	1,398
Number of Cities & Municipalities with Accredited Outpatient Clinics*	1,348	1,075	803
% to Total Cities & Municipalities (Number of Cities & Municipalities nationwide: 1,634**)	82% (1,348/ 1,634)	66% (1,075/ 1,634)	49% (803 / 1,634)

Notes:

* A city or municipality may have more than one outpatient clinic accredited by PhilHealth to provide NHIP benefits and services; Further, a single facility can also apply and be accredited either as MCP, a TB-DOTs facility or any combination thereof

** Before the establishment of the Negros Island Region (NIR)



Accreditation

Health Care Professionals

as of June 30, 2024

Professionals	Count
Physicians	47,388
General Practitioners	12,314
General Practitioners (with Training)	10,306
Medical Specialists	24,768
Other Professionals	4,142
Dentists	712
Nurses*	111*
Midwives	3,319
Total	51,530

Note:

* Accredited Nurses are those primarily assigned in Maternity Care Package (MCP) and/or Family Planning (FP) Providers.



Accredited Professionals

A list of accredited professionals may be accessed from the PhilHealth website



Know more about the accreditation process for professionals.

[Click here](#)



Claims Payment

January 1 to June 30, 2024

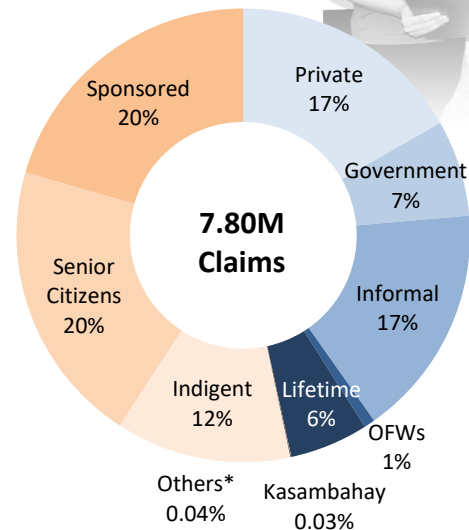
Membership Category	Claims Amount	Claims Count
Direct Contributor	Php 36,967,272,059	3,641,239
Employed: Private	13,965,133,870	1,306,550
Employed: Government	5,191,474,454	535,551
Informal/Self Earning	12,589,974,585	1,295,175
OFWs/ Migrant Workers	691,528,961	60,887
Lifetime Members	4,474,689,615	437,533
Kasambahay	29,778,922	2,568
Others*	24,691,649	2,975
Indirect Contributor	Php 39,406,162,195	4,160,225
Indigent/NHTS PR	9,102,205,440	974,405
Senior Citizen	16,692,337,018	1,584,976
Sponsored	13,611,619,736	1,600,844
Total	Php 76,373,434,254	7,801,464

Notes:

*Includes Family Drivers, Filipinos w/ Dual Citizenship, Naturalized Filipino Citizens, PRA Foreign Retirees, Citizens of Other Countries working / residing / studying in the Philippines

- Source: Task Force Informatics
- Claims payment includes all claims paid from January 1 to June 30, 2024

% Distribution by Claims Count



BLUE: Direct Contributors
ORANGE: Indirect Contributors

Claims Payment: COVID-19 Related Claims

January 1 to June 30, 2024

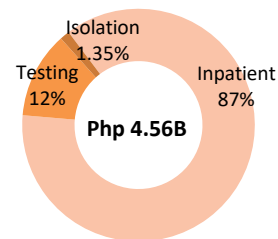


Illness Code	Description	Claims Amount	Claims Count
Isolation		Php 61,618,175	2,879
C19CI	Community Isolation Package	60,143,116	2,680
C19CIS	Admissions Referred to the ICU from Higher Level Facilities for Step Down Care	404,082	18
C19HI	COVID-19 Home Isolation Benefit Package	1,070,977	181
Inpatient		Php 3,953,967,935	19,747
C19FRP	Full Financial Risk Protection - Health Workers	31,403,229	183
C19IP1	Mild Pneumonia (Adult and Pediatric)	204,121,566	4,868
C19IP2	Moderate Pneumonia (Adult and Pediatric)	1,089,558,779	8,582
C19IP3	Severe Pneumonia (Adult and Pediatric)	1,082,888,990	3,673
C19IP4	Critical Pneumonia (Adult and Pediatric)	1,544,562,437	2,384
IMP01	Intermediate Package - Moderate Pneumonia	614,728	35
IMP02	Intermediate Package - Severe / Critical Pneumonia	818,207	22
Testing		Php 548,471,909	251,817
C19T1	All Services and Supplies for the Testing are Provided by the Testing Laboratory	368,749,906	113,517
C19T2	Test Kits are Donated to the Testing Laboratory	79,816,597	41,620
C19T3	Test Kits are Donated to the Testing Laboratory, Cost of Running the Laboratory and the RT-PCR Machine For Testing are Subsidized by the Government	58,395,982	65,795
C19X1	All Services and Supplies for Testing are Procured and Provided by the Testing Laboratory	30,486,132	12,715
C19X2	PCR Cartridges are Donated to the Testing Laboratory	7,576,880	10,853
C19X3	PCR Cartridges are Donated to the Testing Laboratory; Cost of Running the Cartridge-Based PCR Test is Subsidized by the Government	2,409,272	4,888
C1AT1	Facility Based COVID-19 Rapid Antigen Test	1,037,140	2,429
Total		Php 4,564,058,018	274,443

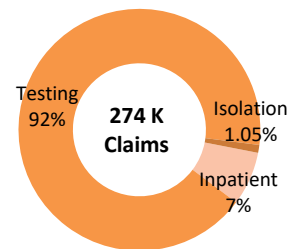
Notes:

- Source: Task Force Informatics
- Claims payment includes all claims paid from January 1 to June 30, 2024.

% Distribution by Claims AMOUNT
(Covid-19)



% Distribution by Claims COUNT
(Covid-19)



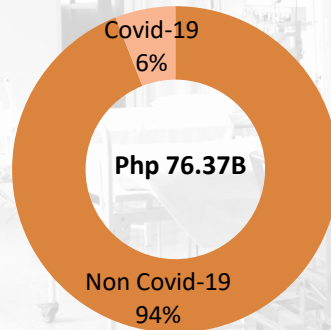
Claims Payment

Covid-19 and Non-Covid-19 Claims

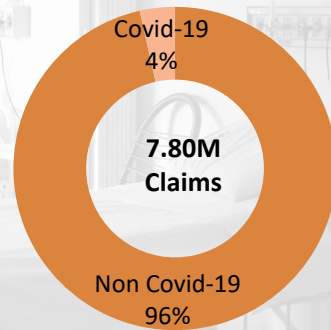
January 1 to June 30, 2024

Classification	Claims Amount	Claims Count
Non-CoVid-19	Php 71,809,376,236	7,527,021
CoVid-19-Related	4,564,058,018	274,443
Total	Php 76,373,434,254	7,801,464

% Distribution by Claims AMOUNT
(Non Covid-19 vs Covid-19)



% Distribution by Claims COUNT
(Non Covid-19 vs Covid-19)



Notes:

- Source: Task Force Informatics.
- Claims payment includes all claims paid from January 1 to June 30, 2024.

Claims Payment

January 1 to June 30, 2024

Distribution of Claims Paid by Patient Type

Patient Type	Claims Amount	Claims Count
Member	Php 57,629,641,844	5,771,209
Dependent	18,743,792,410	2,030,255
Total	Php 76,373,434,254	7,801,464

Distribution of Claims Paid by Sex

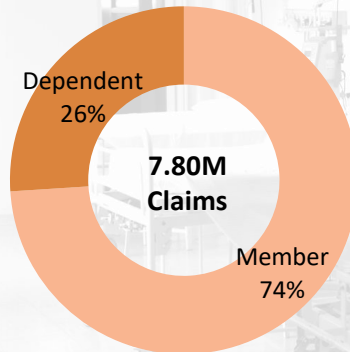
Patient Sex	Claims Amount	Claims Count
Female	Php 42,305,204,700	4,219,239
Male	34,068,229,554	3,582,225
Total	Php 76,373,434,254	7,801,464

Notes:

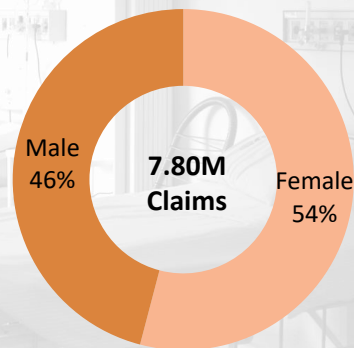
- Source: Task Force Informatics
- Claims payment includes all claims paid from January 1 to June 30, 20234



% Distribution by Claims COUNT
(Patient Type)



% Distribution by Claims COUNT
(Sex)

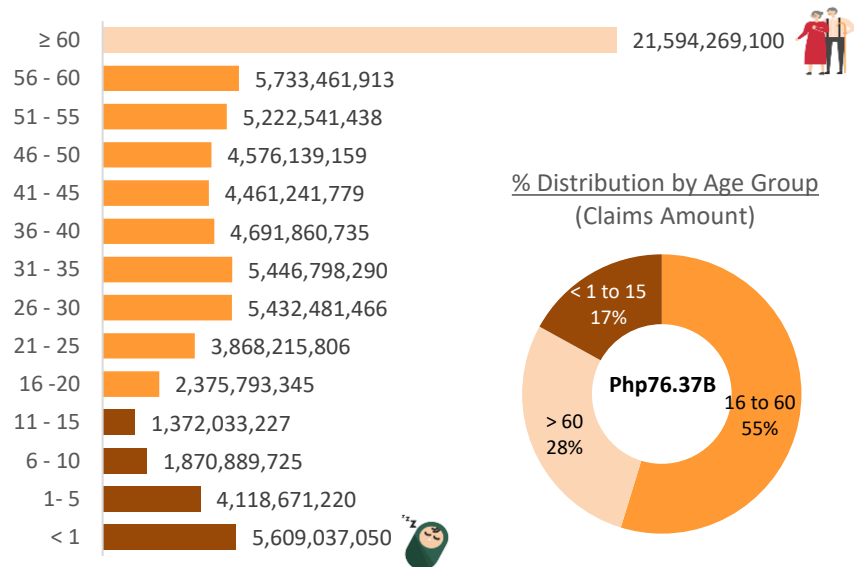


Claims Payment

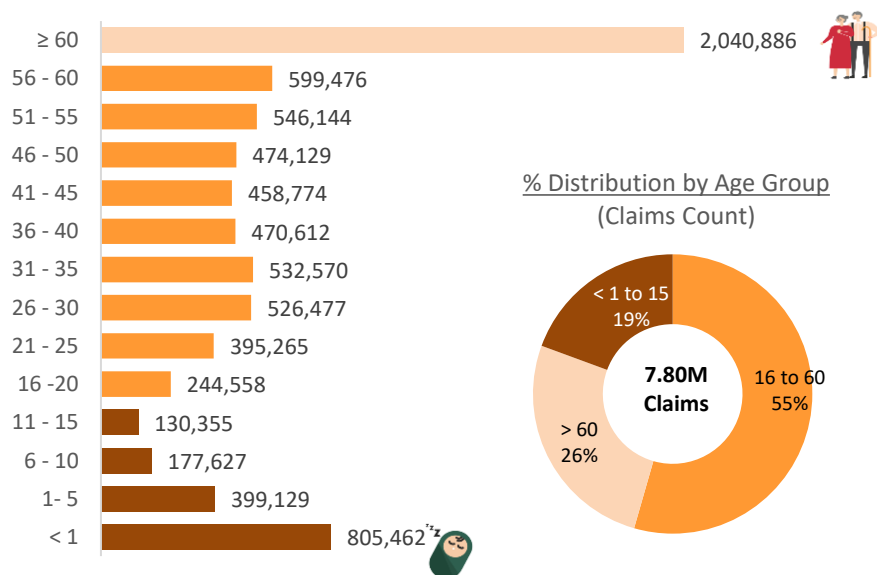
Distribution of Claims Paid by Age Group

January 1 to June 30, 2024

Distribution by Claims AMOUNT
(in Million Pesos)



Distribution by Claims COUNT



Notes:

- Source: Task Force Informatics extracted.
- Claims payment includes all claims paid from January 1 to June 30, 2024.

Claims Payment

January 1 to June 30, 2024

Distribution of Claims Paid by Sector

Sector	Claims Amount	Claims Count
Private	Php 43,730,778,237	4,607,975
Government	32,641,821,865	3,193,449
International	834,152	40
Total	Php 76,373,434,254	7,801,464

Distribution of Claims Paid by Illness Type

Illness Type	Claims Amount	Claims Count
Procedural	Php 49,473,821,935	5,641,690
Medical	26,158,305,389	2,134,911
Others*	741,306,930	24,863
Total	Php 76,373,434,254	7,801,464

Notes:

*Includes Z Benefits

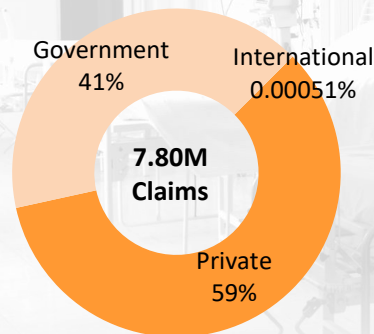
- Source: Task Force Informatics.
- Claims payment includes all claims paid from January 1 to June 30, 2024.



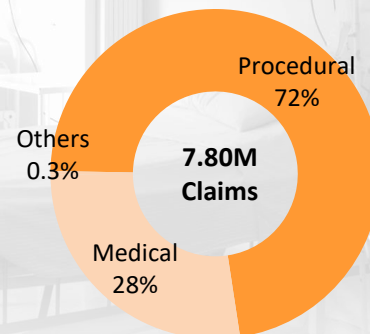
24 Days

Average Turn-Around-Time
for Claims Received /
Refiled and Paid
(Jan 1 to June 30, 2024)

% Distribution by Claims COUNT
(Sector)



% Distribution by Claims COUNT
(Illness Type)



Claims Payment

January 1 to June 30, 2024

Distribution of Claims Paid by HCI Class

HCI Class	Claims Amount	Claims Count	Percentage to Total Claims Count
LEVEL 3 HOSPITAL	Php 26,311,753,567	2,167,407	28%
LEVEL 2 HOSPITAL	21,241,510,410	2,323,970	30%
LEVEL 1 HOSPITAL	16,441,786,472	1,656,257	21%
FREE STANDING DIALYSIS CLINIC	6,060,937,641	763,446	10%
AMBULATORY SURGICAL CLINIC	2,035,636,296	134,261	2%
INFIRMARY/DISPENSARY	1,792,713,277	290,328	4%
MCP PROVIDER	1,543,780,661	259,754	3%
ANIMAL BITE PACKAGE PROVIDER	322,469,934	96,739	1%
HIV TREATMENT HUB	224,056,833	26,833	0.3%
TB DOTS PACKAGE PROVIDER	210,190,852	44,754	1%
DIAGNOSTIC SERVICE PROVIDER	64,337,456	28,425	0.4%
COMMUNITY ISOLATION UNIT	55,319,198	2,506	0.03%
CANCER TREATMENT FACILITY	45,661,456	1,875	0.02%
FAMILY PLANNING CLINIC	14,286,200	4,206	0.1%
FACILITY CONFINEMENT ABROAD	5,470,557	213	0.003%
DRUG ABUSE TREATMENT AND REHABILITATION CENTER	3,020,668	313	0.004%
PRIMARY CARE FACILITY	502,775	177	0.002%
Total	Php 76,373,434,254	7,801,464	100%



In terms of Claims Count, Hospitals* comprise **83%** of all paid claims by PhilHealth from Jan 1 to June 30, 2024.

As to Claims Amount, the percent distribution is at **86%**

** Includes Levels 1 to 3 Hospitals and Infirmaries/Dispensaries*

Notes:

- Source: Task Force Informatics.
- Claims payment includes all claims paid from January 1 to June 30, 2024.

Claims Payment

Top 10 Medical Cases (ranked by count)*

January 1 to June 30, 2024

Rank	Illness Description	Claims Amount	Claims Count
1	Pneumonia Moderate and High Risk	Php 5,940,842,463	365,736
2	Acute Gastroenteritis	828,881,892	136,731
3	Hypertensive Emergency/Urgency	1,139,747,279	124,696
4	Dengue Fever (Mild and Severe)	1,019,892,360	102,322
5	Urinary Tract Infection Admissible	739,986,493	100,617
6	Peptic Ulcer Disease With / Without Hemorrhage	670,801,402	96,565
7	Upper Respiratory Tract Infection	254,564,797	62,745
8	Asthma (in Acute Exacerbation)	492,507,096	60,482
9	Stroke Infarction (Hemorrhagic / Non Hemorrhagic)	2,007,622,567	51,866
10	Anemia	478,007,164	43,652

Notes:

*Case rate category that covers medical cases reimbursed by the Corporation; Ranking was based on the Illness Grouping.

- Source: Task Force Informatics extracted.
- Claims payment includes all claims paid from January 1 to June 30, 2024.

Claims Payment

Top 10 RVS based Packages and Procedures (ranked by count)*

January 1 to June 30, 2024

Rank	Illness Description	Claims Amount	Claims Count
1	Hemodialysis Procedure	Php 12,132,133,001	2,529,357
2	Expanded Newborn Care Package	1,490,533,452	489,524
3	Routine Obstetric Care Including Antepartum Care, Vaginal Delivery and/or Postpartum Care (Normal Spontaneous Delivery Package) for Hospitals	1,553,640,553	273,667
4	Covid-19 Testing Package	548,471,909	251,817
5	Chemotherapy Administration	1,250,698,583	166,053
6	Routine Obstetric Care Including Prenatal, Delivery And Newborn Services of Non-hospital Facilities (Maternity Care Package), 1st Claim	1,198,270,467	137,783
7	Intensity Modulated Treatment Delivery, Single or Multiple Fields/Arcs, Via Narrow Spatially And Temporally Modulated Beams, Binary, Dynamic MLC Per Session	1,172,318,301	121,277
8	Cataract Extraction	1,745,296,479	109,591
9	Outpatient HIV / Aids Packages	831,653,611	104,272
10	Caesarian Section Delivery	1,617,215,878	74,282

Notes:

*Case rate category that covers procedural cases reimbursed by the Corporation

- Source: Task Force Informatics extracted.
- Claims payment includes all claims paid from January 1 to June 30, 2024.

Claims Payment

Utilization related to SDGs*

January 1 to June 30, 2024

SDG-Related Packages	Claims Amount	Claims Count
Maternal Benefits	Php 4,188,556,541	346,267
Caesarean Delivery	2,160,662,037	92,904
Normal Delivery	1,850,923,999	233,034
Undelivered Cases (Baby Delivered In Referral Facility) In Non-Hospital Facilities	1,690	2
Breech Extraction	22,843,030	1,594
Maternal Comorbidities Conditions	148,380,377	18,572
Subtotal or Total Hysterectomy After Cesarean Delivery	5,745,408	161
Newborn Care	Php 703,940,441	210,524
Newborn Care Package	703,940,441	210,524
Infectious Diseases	Php 558,501,562	67,191
Pulmonary Tuberculosis	58,502,702	9,946
Outpatient HIV / Aids Packages	499,998,860	57,245
Family Planning*	Php 54,959,019	15,429
Bilateral Tubal Ligation	2,291,316	486
Vasectomy, Unilateral Or Bilateral	592,639	127
Insertion of Intrauterine Device (IUD)	1,718,303	707
Subdermal Contraceptive Implant	50,231,418	14,078
Tropical Diseases	Php 125,344	31
Malaria	125,344	31
Total	Php 5,506,082,908	639,442



Notes:

* Paid Family Planning packages claimed as 1st case rate only.

- Source: Task Force Informatics. Claims payment only includes claims admitted and paid from January 1 to June 30, 2024.

Konsulta

Konsultasyong Sulit at Tama

The *Konsultasyong Sulit Tama* (Konsulta) benefit package is a comprehensive outpatient benefit as mandated by the Universal Health Care Law. The program aims to:

- Protect the health of every Filipinos against chronic illnesses
- Avoid complications through early detection
- To provide affordable drugs and medicines

All Filipinos shall be registered with an accredited PhilHealth Konsulta provider of their choice and be eligible to avail of the following:

- Consultation
- Health Risk Screening and Assessment
- Selected Laboratory and Diagnostic Test
- Selected Drugs and medicines

Konsulta Registration:

23,097,099 *

- 16,404,241 Members and
- 6,692,858 Dependents

Accredited Providers: **2,797**

- Government: 2,424
- Private: 373

82% of Cities and Municipalities nationwide already with an accredited Konsulta provider

** Registered from January 1 to June 30, 2024*



Know more about the
Konsulta Benefit Package.
[Click here](#)




Supplemental Information



Supplemental Info.

7,837 PhilHealth personnel

CONTACT INFORMATION

- Hotline: (02)866-225-88
- “Click-to-Call” Via PhilHealth Website  [CLICK TO CALL](#)
- Mobile Hotlines (Call and Text 24/7):

Smart	Globe
0998-857-2957	0917-127-5987
0968-865-4670	0917-110-9812
- Text-for-Callback:
 - Type: “PHICallback<space>mobile number to be called<space>details of your concern
 - Send the message to your preferred mobile hotline.

 actioncenter@philhealth.gov.ph

 facebook.com/PhilHealthOfficial

 twitter.com/teamphilhealth



Notes:

*Filled positions as of December 31, 2023

**Exact location of regional offices (and contact details) can be [accessed online](#)

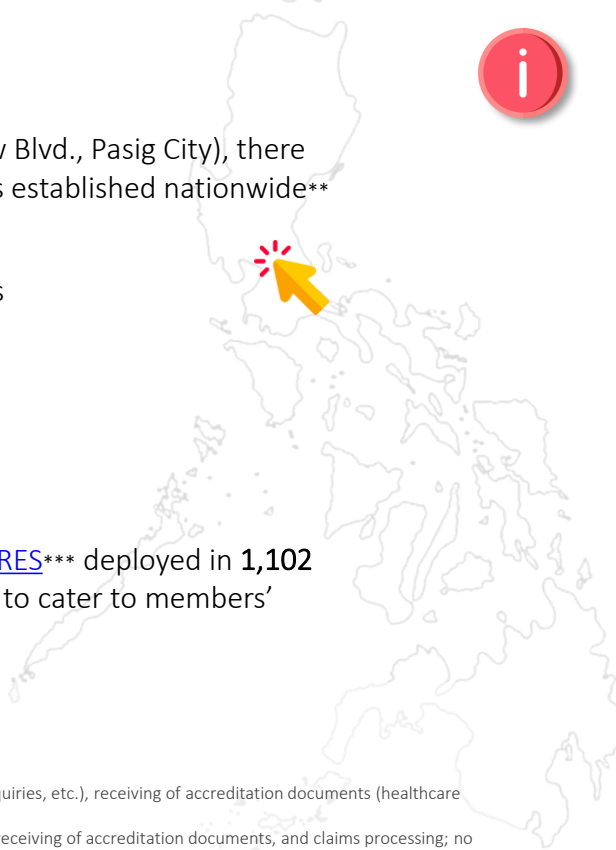
***PCARES: PhilHealth Customer Assistance, Relations and Empowerment Staff

- Local Health Insurance Offices (LHIOs):** offices strategically located in high-traffic areas processing membership concerns (e.g. registration, updating of records, inquiries, etc.), receiving of accreditation documents (healthcare facilities, professionals), claims processing (facilities and individual claims), and collections/cashiering functions (premium payments, employer remittances)
- Satellite Offices / Business Centers:** smaller offices compared to LHIOs, these units are strategically located in high-traffic areas processing membership concerns, receiving of accreditation documents, and claims processing; no collections/cashiering functions (except for SM Aura, Taguig and POEA, Mandaluyong)
- PhilHealth Express:** smaller offices or “booths” usually situated in high traffic areas (e.g. malls, markets, etc.) processing only membership concerns and receiving of individual claims; no cashiering functions
- Service Desks:** “booths” or “desks” usually located in LGUs (e.g. municipal hall, city hall, etc.) processing only membership concerns; no cashiering functions; scheduled set-up (e.g. only open a fixed number of days per week); also set-up in far-flung and/or Geographically-Isolated and Disadvantaged Areas (GIDAs)
- Malasakit Centers:** situated in government hospitals, these centers are one-stop-shops intended to provide indigent patients access to various medical assistance funds of the government. These centers house PhilHealth and the Department of Social Welfare and Development, among others.

Aside from the Head Office (709 Shaw Blvd., Pasig City), there are more than 284 PhilHealth stations established nationwide**

- 17 Regional and 5 Branch Offices
- 114 Local Health Insurance Offices
- 65 PhilHealth Express
- 14 Satellite Offices
- 17 Business Centers
- 52 Service Desks
- 180 Malasakit Centers

PhilHealth also has 521 [PhilHealth CARES](#)*** deployed in 1,102 healthcare facilities nationwide ready to cater to members’ needs.



Prepared by the:
Corporate Planning Department

Sources/Inputs/Acknowledgements:

Accreditation Department
Comptrollership Department
Corporate Communications Department
Human Resource Department
Information Technology and Management Department
Member Management Group
PhilHealth Regional Offices
Program Management Team – PCARES
Task Force Informatics

PUP Interns – GMC & RVB
flaticon.com

Updated as of July 15, 2024