

# Stats and Charts | 2023

Philippine Health Insurance Corporation

# Registered Members and Dependents

as of December 31, 2023

Membership Category	Members	Dependents	Beneficiaries (Total)
<b>Direct Contributors</b>	<b>36,895,531</b>	<b>29,770,581</b>	<b>66,666,112</b>
Employed: Private	18,115,215	12,645,478	30,760,693
Employed: Government	2,936,619	4,081,707	7,018,326
Informal / Self-Earning	11,132,556	9,542,930	20,675,486
OFWs / Migrant Workers	3,173,450	2,310,831	5,484,281
Lifetime Members	1,453,692	1,138,628	2,592,320
Kasambahay	74,462	46,815	121,277
Others*	9,537	4,192	13,729
<b>Indirect Contributors</b>	<b>25,340,992</b>	<b>16,498,063</b>	<b>41,839,055</b>
Indigents / NHTS-PR**	14,168,031	12,022,852	26,190,883
Senior Citizens	9,651,725	2,931,958	12,583,683
Sponsored Program	1,521,236	1,543,253	3,064,489
<b>Total</b>	<b>62,236,523</b>	<b>46,268,644</b>	<b>108,505,167</b>

## Notes:

\* Includes Family Drivers. Filipinos w/ Dual Citizenship, Naturalized Filipino Citizens, PRA Foreign Retirees, Citizens of Other Countries working / residing / studying in the Philippines

\*\* Indigent count of members and dependents are based on DSWD LisTahanan database and are subject for further validation.

\*\*\* 2023 Projected Population is 112,892,781 ([updated estimation from the 2015 PopCen by PSA](#))



## All Filipinos Covered

With the signing of the UHC Act (RA11223), all Filipinos are already automatically included under the National Health Insurance Program (NHIP) – ensuring all 112.89M\*\*\* Filipinos in 2023 are covered under the program. This sets **PhilHealth's coverage rate at 100%**.

## Registered vs. Covered

The term “Registered” used here refers to beneficiaries already listed in the PhilHealth database. By the end of the year 2023, 96% are already registered by PhilHealth.

PhilHealth Beneficiaries are referred to as Members plus their respective qualified Dependents.

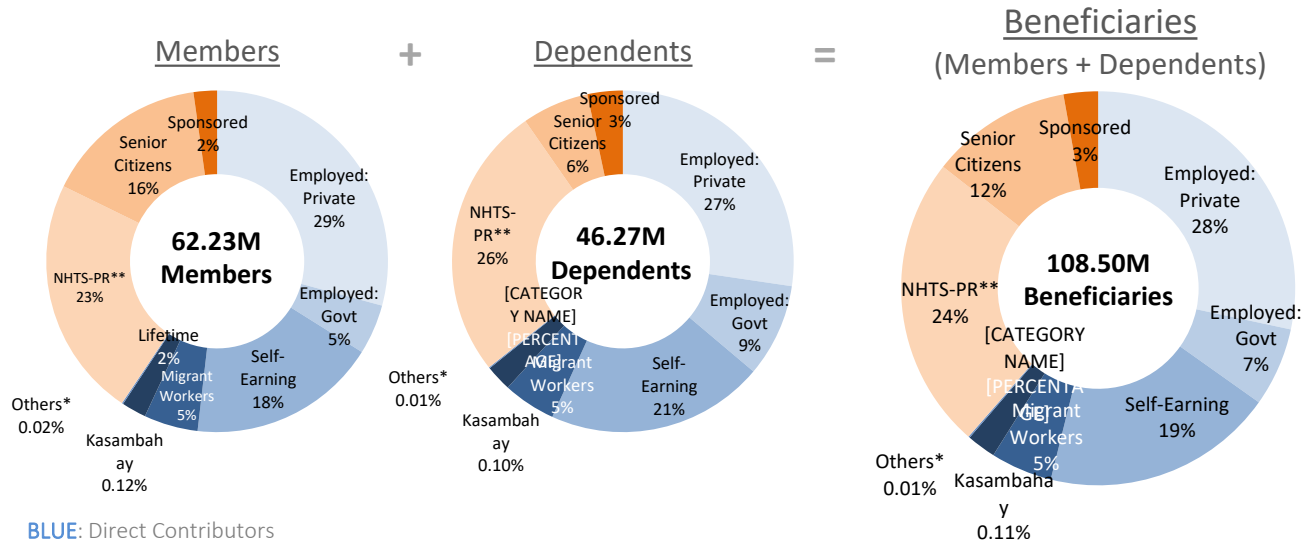
Know more about the different PhilHealth Member Categories.  
[Click here](#)



# Registered Members and Dependents

as of December 31, 2023

Distribution by Members, Dependents & Combined



BLUE: Direct Contributors

ORANGE: Indirect Contributors

## Notes:

\* Includes Family Drivers. Filipinos w/ Dual Citizenship, Naturalized Filipino Citizens, PRA Foreign Retirees, Citizens of Other Countries working / residing / studying in the Philippines

\*\* Indigent count of members and dependents are based on DSWD LisTahanan database and are subject for further validation:

<https://listahanan.dswd.gov.ph/>

## Dependents:

- Legitimate spouse who is not a member;
- Children - legitimate, legitimated, acknowledged and illegitimate (as appearing in birth certificate) adopted or stepchild or stepchildren below 21 years of age, unmarried and unemployed.
- Children who are 21 years old or above but suffering from congenital disability, either physical or mental, or any disability that renders them totally dependent on the member for support, as determined by the Corporation;
- Foster child as defined in RA No.10165 (Foster Care Act of 2012);
- Parents who are 60 years old or above, not otherwise an enrolled member, whose monthly income is below an amount to be determined by PhilHealth in accordance with the guiding principles set forth in the NHI Act of 2013; and,
- Parents with permanent disability regardless of age as determined by PhilHealth, that renders them totally dependent on the member for subsistence.

## Important:

- Qualified dependents shall be declared by the principal member. Their names shall be listed under the principal member's Member Data Record (MDR) to ensure hassle-free benefit availment.

# Premium Contributions

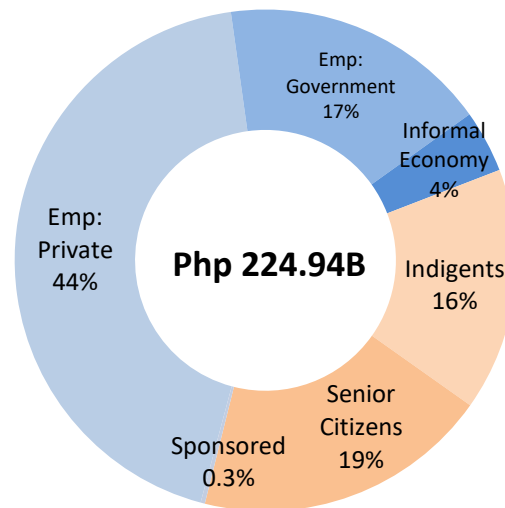
January 1 to December 31, 2023



## Distribution by Membership Category

Membership Category	Amount
<b>Direct Contributors</b>	<b>Php 146,139,743,270</b>
Employed: Private	98,132,899,256
Employed: Government	38,963,855,250
Informal Economy	9,042,988,763
<b>Indirect Contributors</b>	<b>Php 78,805,107,198</b>
Indigents / NHTS-PR	35,256,167,000
Senior Citizens	42,931,355,000
Sponsored*	617,585,198
<b>Total</b>	<b>Php 224,944,850,468</b>

## % Distribution by Membership Category



### Notes:

\* Includes Special Government Programs (PAMANA and Bangsamoro), NGAs, POS, PWD-unemployed, LGU, etc.

Source: 2023 Financial Statements as of December 2023

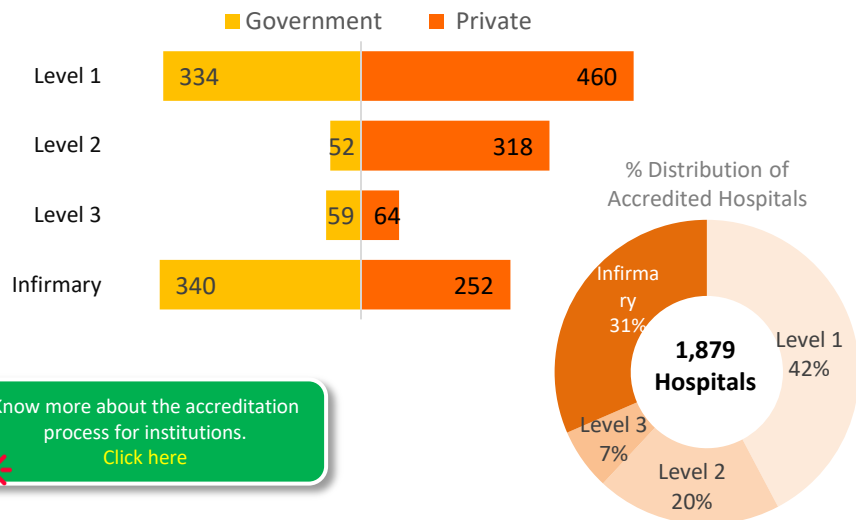
# Accreditation

## Health Care Providers - Institutions

as of December 31, 2023

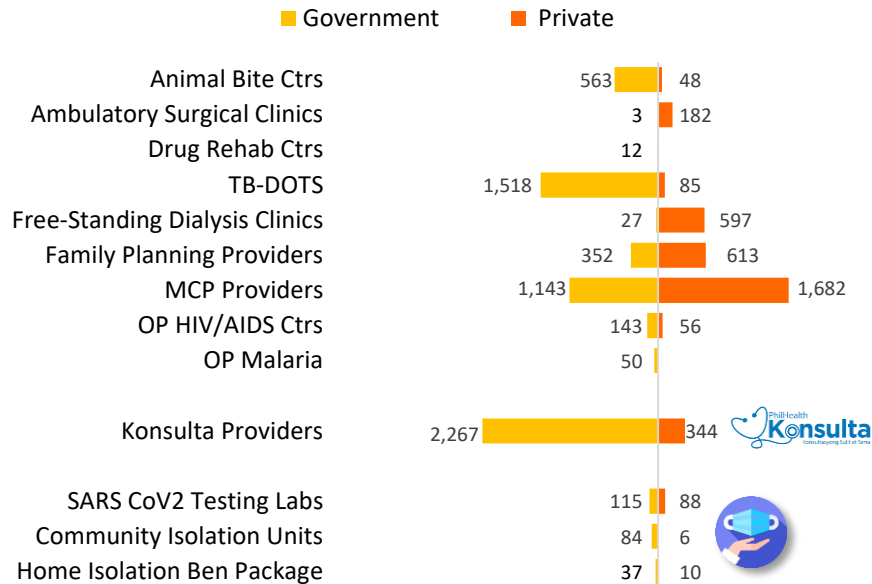
Category	Government	Private	Total
Hospitals	785	1,094	1,879
Other Facilities	6,314	3,711	10,025
<b>Total</b>	<b>7,099</b>	<b>4,805</b>	<b>11,904</b>

### Accredited Hospitals



Know more about the accreditation process for institutions.  
[Click here](#)

### Other Accredited Facilities



### Accredited Facilities

A list of Accredited Facilities may be downloaded from the PhilHealth website.

[Click here](#)

# Accreditation

## Health Care Providers – Institutions (Konsulta Providers, MCPs & TB-DOTS)

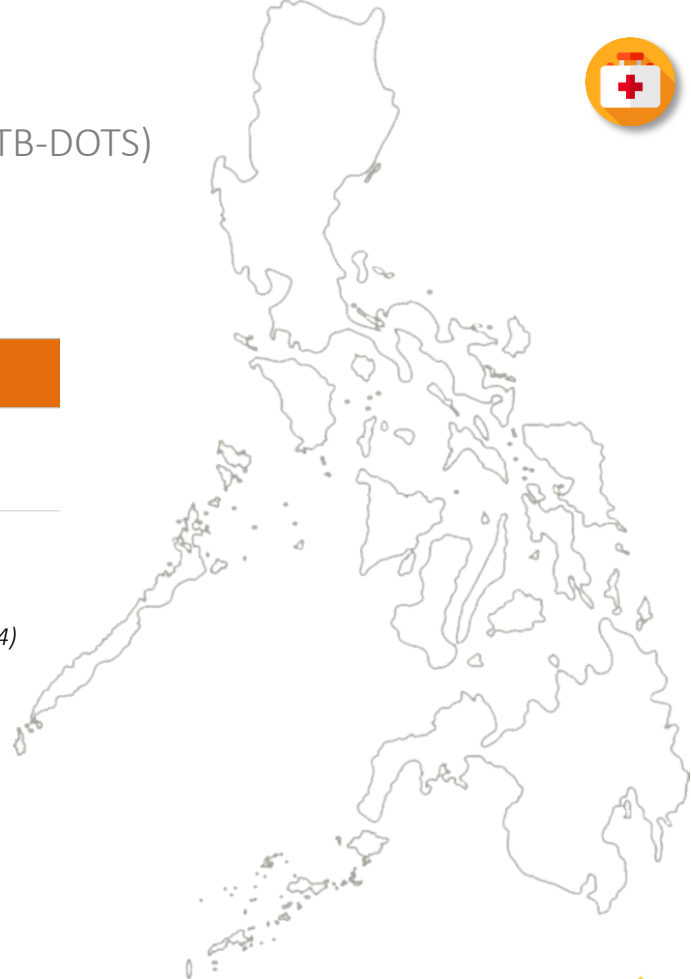
as of December 31, 2023

	Konsulta Providers	Maternity Care Package	TB-DOTS Package
Accredited Outpatient Clinics	2,611	2,825	1,603
Number of Cities & Municipalities with Accredited Outpatient Clinics*	1,324	1,089	976
% to Total Cities & Municipalities (Number of Cities & Municipalities nationwide: 1,634**)	81% (1,324 / 1,634)	67% (1,089 / 1,634)	60% (976 / 1,634)

### Notes:

\* A city or municipality may have more than one outpatient clinic accredited by PhilHealth to provide NHIP benefits and services; Further, a single facility can also apply and be accredited either as MCP, a TB-DOTS facility or any combination thereof

\*\* Per Department of Interior and Local Government (DILG), there are [1,634 LGUs nationwide \(as of March 31, 2023\)](#):



# Accreditation

## Health Care Professionals

as of December 31, 2023

Professionals	Count
Physicians	45,150
General Practitioners	11,644
General Practitioners (with Training)	9,866
Medical Specialists	23,640
Other Professionals	4,029
Dentists	716
Nurses*	103*
Midwives	3,210
Total	49,179

Note:

\* Accredited Nurses are those primarily assigned in Maternity Care Package (MCP) and/or Family Planning (FP) Providers.



### Accredited Professionals

A list of accredited professionals may be accessed from the PhilHealth website



Know more about the accreditation process for professionals.

[Click here](#)



# Claims Payment

January 1 to December 31, 2023

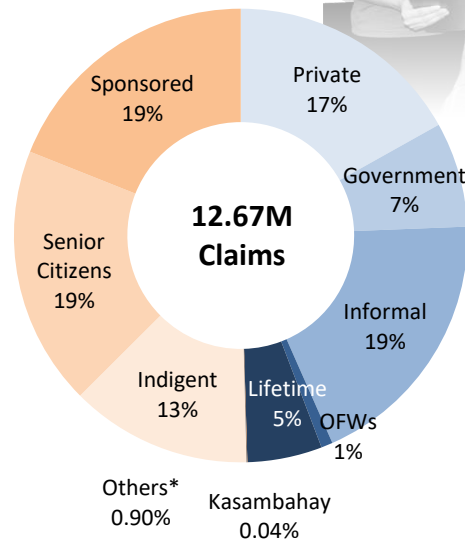
Membership Category	Claims Amount	Claims Count
<b>Direct Contributor</b>	<b>Php 62,045,524,816</b>	<b>6,287,618</b>
Employed: Private	22,021,316,640	2,139,785
Employed: Government	8,829,831,816	949,652
Informal/Self Earning	22,232,262,203	2,409,192
OFWs/ Migrant Workers	1,153,327,993	104,029
Lifetime Members	7,720,793,661	676,129
Kasambahay	53,940,889	4,717
Others*	34,051,613	4,114
<b>Indirect Contributor</b>	<b>Php 60,337,478,276</b>	<b>6,388,016</b>
Indigent/NHTS PR	14,303,917,078	1,638,248
Senior Citizen	26,279,897,266	2,344,525
Sponsored	19,753,663,932	2,405,243
<b>Total</b>	<b>Php 122,383,003,091</b>	<b>12,675,634</b>

## Notes:

\*Includes Family Drivers, Filipinos w/ Dual Citizenship, Naturalized Filipino Citizens, PRA Foreign Retirees, Citizens of Other Countries working / residing / studying in the Philippines

- Source: Task Force Informatics extracted January 18, 2024.
- Claims payment includes all claims paid from January 1 to December 31, 2023.

% Distribution by Claims Count



**BLUE:** Direct Contributors  
**ORANGE:** Indirect Contributors



# Claims Payment: COVID-19 Related Claims

January 1 to December 31, 2023

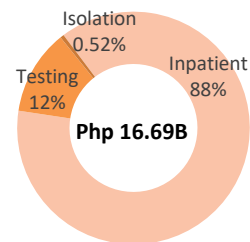


Illness Code	Description	Claims Amount	Claims Count
<b>Isolation</b>		<b>Php 86,634,130</b>	<b>4,208</b>
C19CI	Community Isolation Package	81,687,421	3,643
C19CIS	Admissions Referred to the ICU from Higher Level Facilities for Step Down Care	2,177,553	97
C19HI	COVID-19 Home Isolation Benefit Package	2,769,156	468
<b>Inpatient</b>		<b>Php 14,631,490,044</b>	<b>72,511</b>
C19FRP	Full Financial Risk Protection - Health Workers	336,346,143	1,796
C19IP1	Mild Pneumonia (Elderly or with Comorbidities)	684,565,097	16,459
C19IP2	Moderate Pneumonia (Adult and Pediatric)	4,092,794,490	31,497
C19IP3	Severe Pneumonia (Adult and Pediatric)	4,492,959,540	15,085
C19IP4	Critical Pneumonia (Adult and Pediatric)	5,019,707,680	7,466
IMP01	Intermediate Package - Moderate Pneumonia	2,337,088	133
IMP02	Intermediate Package - Severe / Critical Pneumonia	2,780,006	75
<b>Testing</b>		<b>Php 1,974,163,662</b>	<b>852,779</b>
C19T1	All Services and Supplies for the Testing are Provided by the Testing Laboratory	1,388,105,075	470,870
C19T2	Test Kits are Donated to the Testing Laboratory	405,864,375	229,505
C19T3	Test Kits are Donated to the Testing Laboratory, Cost of Running the Laboratory and the RT-PCR Machine For Testing are Subsidized by the Government	61,028,802	75,929
C19X1	All Services and Supplies for Testing are Procured and Provided by the Testing Laboratory	98,313,386	41,086
C19X2	PCR Cartridges are Donated to the Testing Laboratory	11,925,103	16,594
C19X3	PCR Cartridges are Donated to the Testing Laboratory; Cost of Running the Cartridge-Based PCR Test is Subsidized by the Government	7,292,490	15,245
C1AT1	Facility Based COVID-19 Rapid Antigen Test	1,634,431	3,550
<b>Total</b>		<b>Php 16,692,287,836</b>	<b>929,498</b>

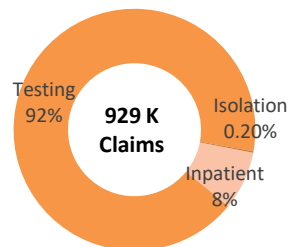
## Notes:

- Source: Task Force Informatics extracted January 18, 2024.
- Claims payment includes all claims paid from January 1 to December 31, 2023.

## % Distribution by Claims AMOUNT (Covid-19)



## % Distribution by Claims COUNT (Covid-19)



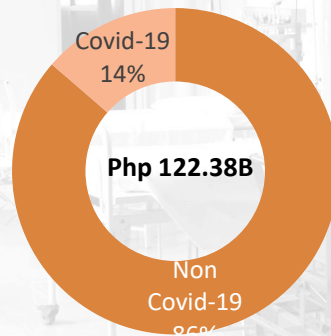
# Claims Payment

## Covid-19 and Non-Covid-19 Claims

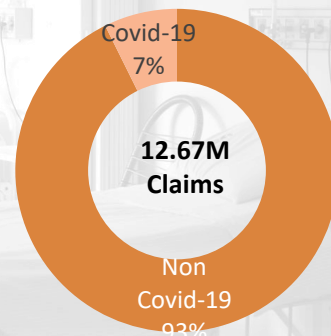
January 1 to December 31, 2023

Classification	Claims Amount	Claims Count
Non-CoVid-19	Php 105,690,715,256	11,746,136
CoVid-19-Related	16,692,287,836	929,498
<b>Total</b>	<b>Php 122,383,003,091</b>	<b>12,675,634</b>

% Distribution by Claims AMOUNT  
(Non Covid-19 vs Covid-19)



% Distribution by Claims COUNT  
(Non Covid-19 vs Covid-19)



Notes:

- Source: Task Force Informatics extracted January 18, 2024.
- Claims payment includes all claims paid from January 1 to December 31, 2023.

# Claims Payment

January 1 to December 31, 2023

## Distribution of Claims Paid by Patient Type

Patient Type	Claims Amount	Claims Count
Member	Php 93,811,098,954	9,279,897
Dependent	28,571,904,138	3,395,737
<b>Total</b>	<b>Php 122,383,003,091</b>	<b>12,675,634</b>

## Distribution of Claims Paid by Sex

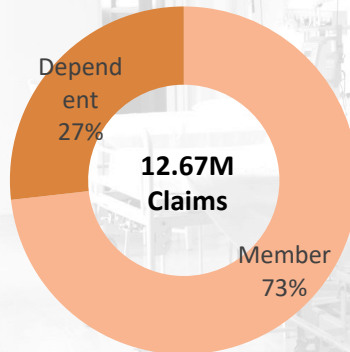
Patient Sex	Claims Amount	Claims Count
Female	Php 67,636,566,275	6,971,552
Male	54,746,436,816	5,704,082
<b>Total</b>	<b>Php 122,383,003,091</b>	<b>12,675,634</b>

### Notes:

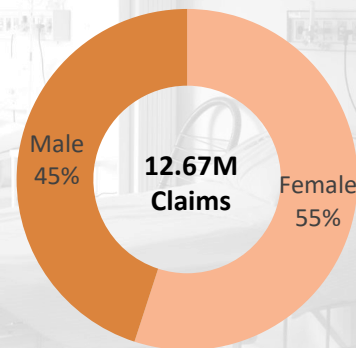
- Source: Task Force Informatics extracted January 18, 2024.
- Claims payment includes all claims paid from January 1 to December 31, 2023.



% Distribution by Claims COUNT  
(Patient Type)



% Distribution by Claims COUNT  
(Sex)

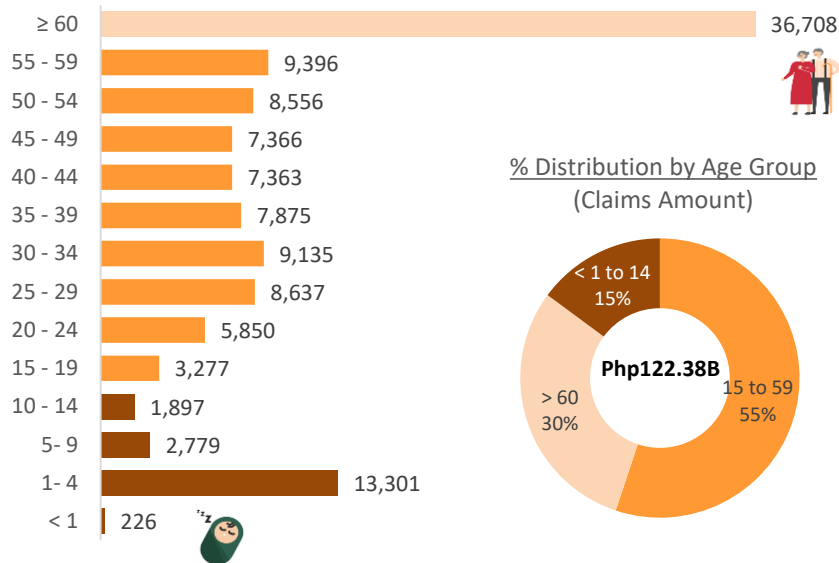


# Claims Payment

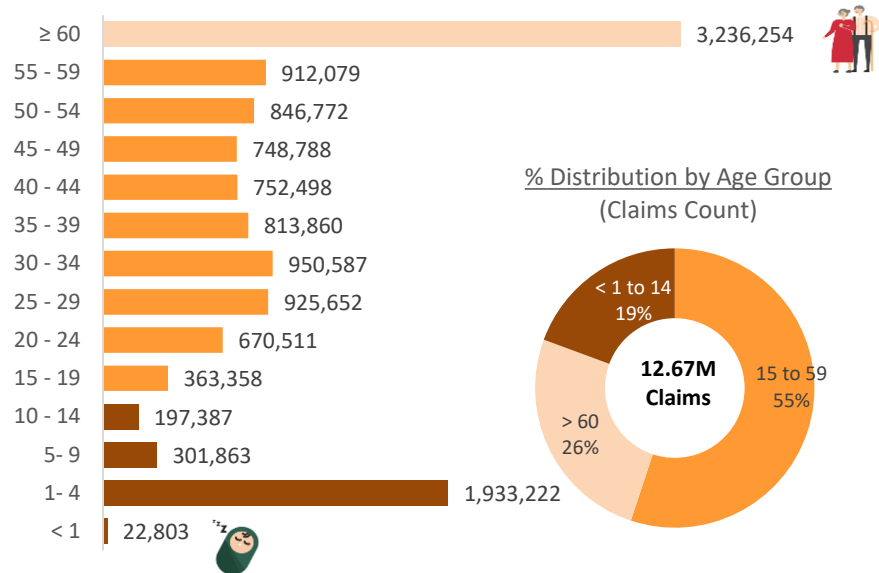
## Distribution of Claims Paid by Age Group

January 1 to December 31, 2023

Distribution by Claims AMOUNT  
(in Million Pesos)



Distribution by Claims COUNT



### Notes:

- Source: Task Force Informatics extracted January 18, 2024.
- Claims payment includes all claims paid from January 1 to December 31, 2023.

# Claims Payment

January 1 to December 31, 2023

## Distribution of Claims Paid by Sector

Sector	Claims Amount	Claims Count
Private	Php 68,711,633,806	7,070,786
Government	53,669,272,096	5,604,747
International	2,097,189	10
<b>Total</b>	<b>Php 122,383,003,091</b>	<b>12,675,634</b>

## Distribution of Claims Paid by Illness Type

Illness Type	Claims Amount	Claims Count
Procedural	Php 84,634,755,783	9,391,310
Medical	36,658,958,293	3,237,205
Others*	1,089,289,016	47,119
<b>Total</b>	<b>Php 122,383,003,091</b>	<b>12,675,634</b>

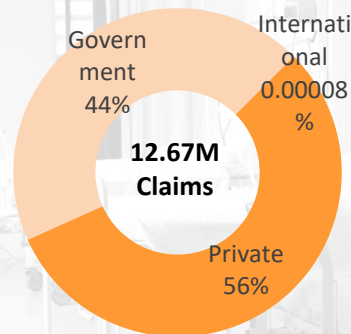
Notes:

\*Includes Z Benefits

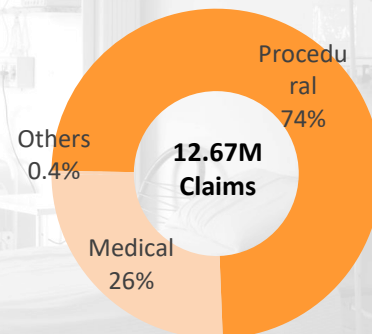
- Source: Task Force Informatics extracted January 18, 2024.
- Claims payment includes all claims paid from January 1 to December 31, 2023.



% Distribution by Claims COUNT  
(Sector)



% Distribution by Claims COUNT  
(Illness Type)



# Claims Payment

January 1 to December 31, 2023

## Distribution of Claims Paid by HCI Class

HCI Class	Claims Amount	Claims Count	Percentage to Total Claims Count
Level 3 Hospital	45,552,567,270	3,761,541	30%
Level 2 Hospital	32,707,014,624	3,441,351	27%
Level 1 Hospital	25,832,733,317	2,830,426	22%
Free Standing Dialysis Clinic	8,806,694,853	1,117,882	9%
MCP Provider	2,650,292,852	492,552	4%
Infirmery / Dispensary	2,536,621,268	467,676	4%
Ambulatory Surgical Clinic	2,918,766,189	209,959	2%
Animal Bite Package Provider	355,310,923	115,891	1%
Diagnostic Service Provider	280,875,743	111,962	1%
TB DOTS Package Provider	359,535,953	78,382	1%
HIV Treatment Hub	268,287,835	37,705	0.3%
Family Planning Clinic	15,318,800	5,206	0.04%
Community Isolation Unit	82,952,943	4,097	0.03%
Facility Confinement Abroad	13,067,387	683	0.005%
Drug Abuse Treatment And Rehabilitation Center	2,899,381	310	0.002%
Primary Health Clinic	63,753	11	0.0001%
<b>Total</b>	<b>Php 122,383,003,091</b>	<b>12,675,634</b>	<b>100%</b>



In terms of Claims Count, Hospitals\* comprise **83%** of all paid claims by PhilHealth from Jan 1 to Dec 31, 2023.

As to Claims Amount, the percent distribution is at **87%**

*\* Includes Levels 1 to 3 Hospitals and Infirmaries/Dispensaries*

### Notes:

- Source: Task Force Informatics extracted January 18, 2024.
- Claims payment includes all claims paid from January 1 to December 31, 2023.

# Claims Payment

## Top 10 Medical Cases (ranked by count)\*

January 1 to December 31, 2023

Rank	Illness Description	Claims Amount	Claims Count
1	Pneumonia Moderate and High Risk	Php 7,105,761,517	479,632
2	Acute Gastroenteritis	1,228,862,893	225,809
3	Dengue Fever (Mild and Severe)	1,529,379,271	163,209
4	Urinary Tract Infection Admissible	1,070,129,494	160,548
5	Peptic Ulcer Disease With / Without Hemorrhage	940,713,421	150,215
6	Hypertensive Emergency/Urgency	1,158,655,165	141,436
7	Stroke Infarction (Hemorrhagic / Non Hemorrhagic)	3,565,152,999	128,054
8	Asthma (in Acute Exacerbation)	716,998,093	90,080
9	Upper Respiratory Tract Infection	283,451,909	75,935
10	Covid - 19 Pneumonia Package	14,631,490,044	72,511

### Notes:

\*Case rate category that covers medical cases reimbursed by the Corporation; Ranking was based on the Illness Grouping.

- Source: Task Force Informatics extracted January 18, 2024.
- Claims payment includes all claims paid from January 1 to December 31, 2023.

# Claims Payment

Top 10 RVS based Packages and Procedures (ranked by count)\*

January 1 to December 31, 2023

Rank	Illness Description	Claims Amount	Claims Count
1	Hemodialysis Procedure	Php 17,435,331,944	3,627,350
2	Expanded Newborn Care Package	2,494,273,578	885,174
3	Covid-19 Testing Package	1,974,163,662	852,779
4	Routine Obstetric Care Including Antepartum Care, Vaginal Delivery and/or Postpartum Care (Normal Spontaneous Delivery Package) <b>for Hospitals</b>	2,578,069,190	500,573
5	Caesarian Section Delivery	6,782,380,539	345,294
6	Chemotherapy Administration	1,804,125,046	276,540
7	Routine Obstetric Care Including Prenatal, Delivery And Newborn Services of <b>Non-hospital Facilities</b> (Maternity Care Package), 1st Claim	2,030,883,503	258,757
8	Intensity Modulated Treatment Delivery, Single or Multiple Fields/Arcs, Via Narrow Spatially And Temporally Modulated Beams, Binary, Dynamic MLC Per Session	1,522,102,251	186,623
9	Outpatient HIV / Aids Packages	1,261,604,619	179,636
10	Cataract Extraction	2,589,611,235	163,478

## Notes:

\*Case rate category that covers procedural cases reimbursed by the Corporation

- Source: Task Force Informatics extracted January 18, 2024.
- Claims payment includes all claims paid from January 1 to December 31, 2023.



# Claims Payment

Utilization related to SDGs\*

January 1 to December 31, 2023



SDG-Related Packages	Claims Amount	Claims Count
<b>Maternal Benefits</b>	<b>Php 8,265,400,101</b>	<b>813,885</b>
Caesarean Delivery	4,646,939,774	237,002
Normal Delivery	3,250,830,603	527,132
Undelivered Cases (Baby Delivered In Referral Facility) In Non-Hospital Facilities	1,300	2
Breech Extraction	54,144,336	4,250
Maternal Comorbidities Conditions	298,014,936	44,987
Subtotal or Total Hysterectomy After Cesarean Delivery	15,469,153	512
<b>Newborn Care</b>	<b>Php 1,666,149,282</b>	<b>590,588</b>
Newborn Care Package	1,666,149,282	590,588
<b>Infectious Diseases</b>	<b>Php 998,606,914</b>	<b>155,647</b>
Pulmonary Tuberculosis	121,414,541	30,004
Outpatient HIV / Aids Packages	877,192,373	125,643
<b>Family Planning</b>	<b>Php 287,609,757</b>	<b>87,602</b>
Bilateral Tubal Ligation	176,456,143	44,812
Vasectomy, Unilateral Or Bilateral	767,058	206
Insertion of Intrauterine Device (IUD)	28,816,738	14,596
Subdermal Contraceptive Implant	81,569,817	27,988
<b>Tropical Diseases</b>	<b>Php 434,952</b>	<b>120</b>
Malaria	434,952	120
<b>Total</b>	<b>Php 11,218,201,005</b>	<b>1,647,842</b>



Notes:

- Source: Task Force Informatics extracted January 18, 2024. Claims payment only includes claims admitted and paid from January 1 to December 31, 2023.

# Konsulta

*Konsultasyong Sulit at Tama*

The *Konsultasyong Sulit Tama* (Konsulta) benefit package is a comprehensive outpatient benefit as mandated by the Universal Health Care Law. The program aims to:

- Protect the health of every Filipinos against chronic illnesses
- Avoid complications through early detection
- To provide affordable drugs and medicines

All Filipinos shall be registered with an accredited PhilHealth Konsulta provider of their choice and be eligible to avail of the following:

- Consultation
- Health Risk Screening and Assessment
- Selected Laboratory and Diagnostic Test
- Selected Drugs and medicines

## Konsulta Registration:

**20,744,674**

- 14,545,416 Members and
- 6,199,258 Dependents

## Accredited Providers: **2,611**

- Government: 2,267
- Private: 344

*81% of Cities and Municipalities nationwide already with an accredited Konsulta provider*



Know more about the  
Konsulta Benefit Package.  
[Click here](#)



# Benefit Expense

January 1 to December 31, 2023



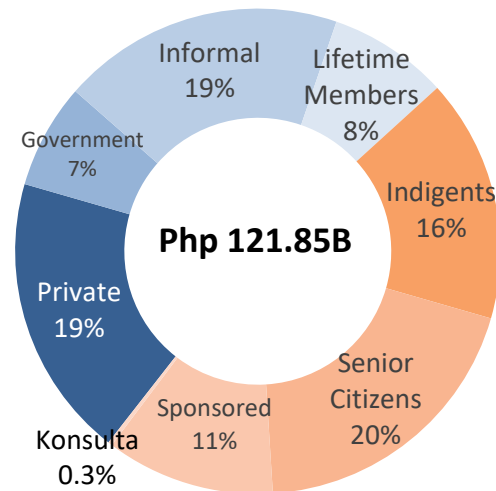
## Distribution by Membership Category

Membership Category	Amount
<b>Direct Contributors</b>	<b>Php 64,205,644,857</b>
Employed: Private	23,042,343,030
Employed: Government	8,523,914,903
Informal	22,904,230,001
Lifetime Members	9,735,156,922
<b>Indirect Contributors</b>	<b>Php 57,308,560,466</b>
Indigents / NHTS-PR	19,763,066,473
Senior Citizens	23,814,837,454
Sponsored Program	13,730,656,539
<b>Konsulta</b>	<b>Php 340,183,328</b>
<b>Total</b>	<b>Php 121,854,388,650</b>

Note:

- Source: 2023 Financial Statements as of December 2023

% Distribution by Membership Category  
(Benefit Expense)




# Supplemental Information



# Supplemental Info.

7,837 PhilHealth personnel

## CONTACT INFORMATION

- Hotline: (02)866-225-88
- “Click-to-Call” Via PhilHealth Website  [CLICK TO CALL](#)
- Mobile Hotlines (Call and Text 24/7):

Smart	Globe
0998-857-2957	0917-127-5987
0968-865-4670	0917-110-9812
- Text-for-Callback:
  - Type: “PHICallback<space>mobile number to be called<space>details of your concern
  - Send the message to your preferred mobile hotline.

 [actioncenter@philhealth.gov.ph](mailto:actioncenter@philhealth.gov.ph)

 [facebook.com/PhilHealthOfficial](https://facebook.com/PhilHealthOfficial)

 [twitter.com/teamphilhealth](https://twitter.com/teamphilhealth)



### Notes:

\*Filled positions as of December 31, 2023

\*\*Exact location of regional offices (and contact details) can be [accessed online](#)

\*\*\*PCARES: PhilHealth Customer Assistance, Relations and Empowerment Staff

- Local Health Insurance Offices (LHIOs):** offices strategically located in high-traffic areas processing membership concerns (e.g. registration, updating of records, inquiries, etc.), receiving of accreditation documents (healthcare facilities, professionals), claims processing (facilities and individual claims), and collections/cashiering functions (premium payments, employer remittances)
- Satellite Offices / Business Centers:** smaller offices compared to LHIOs, these units are strategically located in high-traffic areas processing membership concerns, receiving of accreditation documents, and claims processing; no collections/cashiering functions (except for SM Aura, Taguig and POEA, Mandaluyong)
- PhilHealth Express:** smaller offices or “booths” usually situated in high traffic areas (e.g. malls, markets, etc.) processing only membership concerns and receiving of individual claims; no cashiering functions
- Service Desks:** “booths” or “desks” usually located in LGUs (e.g. municipal hall, city hall, etc.) processing only membership concerns; no cashiering functions; scheduled set-up (e.g. only open a fixed number of days per week); also set-up in far-flung and/or Geographically-Isolated and Disadvantaged Areas (GIDAs)
- Malasakit Centers:** situated in government hospitals, these centers are one-stop-shops intended to provide indigent patients access to various medical assistance funds of the government. These centers house PhilHealth and the Department of Social Welfare and Development, among others. <https://doh.gov.ph/organizations/malasakit-program-office/mc-directory/>

Aside from the Head Office (709 Shaw Blvd., Pasig City), there are more than 284 PhilHealth stations established nationwide\*\*

- 17 Regional and 5 Branch Offices
- 114 Local Health Insurance Offices
- 65 PhilHealth Express
- 14 Satellite Offices
- 17 Business Centers
- 52 Service Desks
- 180 Malasakit Centers

PhilHealth also has 521 [PhilHealth CARES](#)\*\*\* deployed in 1,102 healthcare facilities nationwide ready to cater to members’ needs.



Prepared by the:  
Corporate Planning Department

*Sources/Inputs/Acknowledgements:*

Accreditation Department  
Comptrollership Department  
Corporate Communications Department  
Human Resource Department  
Information Technology and Management Department  
Member Management Group  
PhilHealth Regional Offices  
Program Management Team – PCARES  
Task Force Informatics

flaticon.com

*Updated as of January 30, 2024*

